



THE PUGET SOUND REGION VINTAGE CHEVROLET CLUB OF AMERICA

January 2014

Volume 47 Number 1

Items of Interest

Feature Article 1,4,5

2014 Club Officers 2

Director's Corner 3

Garage Nite 3

Membership Meeting Notice 3

Safety Corner 6

Garage Find! 6

Celebrations 7

Events Calendar 7

Glove Box 8, 9

Coils Part 2

Classified 11

Web Links 11

Featured Picture 12

Puget Sound 2013 Christmas Party is Big Success!

by Al Howe


The weather this year was very cooperative. No snow like some years in the past. It did not even rain on our parade. You just can't ask for a better day to be out and about making it an enjoyable drive to the party and home again. There were about forty five members who attended our Christmas party at John and Dot Ziegler's house this year. It was a house full indeed but that just made it warm and cozy adding to the fun. John and Dot did a wonderful job decorating the house inside and outside. Christmas decorations all over the house made for a cheery atmosphere. A big punchbowl full of tasty punch along with coffee and other drinks combined with a variety of refreshments made a perfect beginning to a fun-filled evening. After much visiting, plate loads of food were consumed until belts were loosened and serving dishes emptied. Still there was more. A table full of dessert finished off the potluck dinner very sweetly.

(Continued on page 4)



Reminder: Annual Banquet January 25 (see sign up form on page 10 due by January 11)

Our next Club membership meeting will be February 24, 2014 7:30 PM at the Tillicum Middle School in Bellevue.



1967 - Puget Sound Region VCCA - 2014



The Puget Sound Region of the Vintage Chevrolet Club of America (PS-VCCA) is dedicated to the preservation, restoration, fun and enjoyment of vintage Chevrolet cars and trucks. Members are not required to own a Chevrolet. Regional membership is open to all Chevrolet enthusiasts who are members of the **Vintage Chevrolet Club of America (VCCA)**. All Chevrolets from 1912 through 1989 may be registered with the Region.

General meetings are held on the 4th Monday of the month, except the 3rd Monday in May, at **Tillicum Middle School, 16020 SE 16th St., Bellevue**, 7:30 PM to 9:30 PM. No meetings are held in June, July, August, and December. You can learn more about the club by visiting the website where you can see color photos of previous tours, parts for sale, wanted, etc., and there is a link to view our monthly newsletter, "The Tappet Clatter."

You can find the PS-VCCA website on the **World Wide Web** at <http://pugetsoundvintagechevrolet.org/>

2014 Puget Sound Region Officers and Board

<u>Director</u>	Al Howe	chevval@comcast.net
<u>Asst. Director</u>	Dick Jones	dick10051@comcast.net
<u>Treasurer</u>	Sallie Comstock	d.comstock@att.net
<u>Secretary</u>	Don Comstock	d.comstock@att.net
<u>Activities</u>	Rod Schein	areschine@areschine.com
<u>Membership</u>	Donna Onat	donnaonat@juno.com
<u>Historian</u>	Dave Haddock	chevydave@gmail.com
<u>Club Store</u>	Bill Damm	billdamm@msn.com
<u>Webmaster</u>	Jim Martoza	chevy.jim.m@gmail.com
<u>Garage Nite</u>	Dick Olson	rolson82@comcast.net
<u>Refreshment Facilitator</u>	Bob Helgeson	helgy@comcast.net

TAPPET CLATTER Staff

<u>Editor</u>	Shared position for 2014	tappetclatter@outlook.com
<u>Editor January Issue</u>	George Reich	tappetclatter@outlook.com
<u>Checkers</u>	Dave Haddock	chevydave@gmail.com
	Jim Martoza	chevy.jim.m@gmail.com
	Donna Onat	donnaonat@juno.com
	Al Howe	chevval@comcast.net
<u>Photographers</u>	Bob Helgeson	helgy@comcast.net
	Jim Seiber	sueandjim4069@comcast.net
	Dave Haddock	chevydave@gmail.com
<u>Glove Box</u>	Bob Stamnes	rstamnes@yahoo.com
<u>Safety Corner</u>	Bill Damm	billdamm@msn.com
	(and other members who supply copy)	

Editor's Note

The monthly deadline for receiving input is by the 5th of the month. We reserve the right to edit material in any way as appropriate for wording, clarity, grammar, punctuation, and space available. We can accept most electronic formats and hardcopy. Email copy to tappetclatter@outlook.com

Director's Corner

"From The Drivers Seat"



By Director Al Howe

Christmas is over! Gifts galore and tummies full of holiday food. It was fun, festive and delicious. Now we can play with toys and go back on diets. I hope you all had time to enjoy family. I think that is the most important thing of all.

It's time to reflect on the past year and to look forward to the New Year with enthusiasm. I would like to extend a big thank you to all members who have contributed to the success of the Puget Sound Region. It takes effort from many contributors to keep a club like this one going and I want you to know you are appreciated. We have many things to look forward to this year: local tours, strawberry social, Ballard Parade and swap meets to name just a few. Our biggest challenge is the Northwest Meet in Port Angeles. Our committee will have its first meeting of this year on January 19th. Email me if you are interested in helping and coming to the meeting.

I need some more ideas for programs at our meetings. If you have an idea please send me or Dick Jones an email or a phone call. The February program is open so I could use some suggestions now. Maybe we can all bring the craziest Christmas gift we got this Christmas and see who got the craziest one. Then try to explain why you got it. You know, that is not a bad idea. You can also bring a gift that is really neat. Maybe something like a tool or cool part for your old Chevy. We can have a show and tell night.

This year the Monroe Swap Meet conflicts with other events. Some of you will be gone on the Route 66 tour and the Ballard parade is on Saturday May 17th, the same weekend as the swap meet. This is our big fundraiser and if we don't have a good turnout we may lose our right to this opportunity. I hope that doesn't happen. So please help if you can. It is not hard; shifts are only four hours. You can pick the day you want to work, Friday May 16, Sat 17 or Sun 18th, and pick AM or PM. Ana Maria Haley works very hard on this project each year so we can continue to have this opportunity to raise funds. If you want to help out please send her or me an email or phone call. You can also sign up at the Installation Banquet.

I know all of you are busy on your computers preparing a nice article for the Tappet Clatter. Or perhaps you want to submit an ad for the Wants and Needs page. Now that the Editor's job is shared, how will you know who to send articles to? Now you can submit your masterpiece by emailing it to "tappetclatter@outlook.com" and whoever is doing the Editor's job that month will get it. See the Editor's Note in the Tappet Clatter.

Happy New Year!

In Memory of Bill Johnson

Bill Johnson passed away suddenly at home in December while recovering from knee replacement surgery. Our condolences go out to Cathy. In lieu of flowers a donation to one of Bill's causes, Wounded Warriors, can be made. There will be an ad in the February G & D for the 'blue '34 1 1/2 ton pickup. It has been appraised by someone recommended by the Le May museum, for \$25,000. Cathy would be happy to know if there is any interest from a club member. Her phone number is 425-255-6325

Garage Nite will resume in the Spring

Our next Membership Meeting will be on February 24 at 7:30 PM
at the Tillicum Middle School in Bellevue. Show & Tell, what did you get for Xmas?
Matt Dickinson is signed up to bring treats.

Puget Sound 2013 Christmas Party (continued from page 1)

The gift exchange is always lots of fun and this year was no exception. Some gifts changed hands to the third owner before a permanent claim was made. All is fair in love, war and gift exchange at the Puget Sound Christmas Party. There was a wide variety of gifts but I did notice the number of gifts containing wine gets larger each year. I also noticed they were in the ladies gift pile. I am not sure what that means. Some of the popular items were the singing dog and wine gifts. It was heard that Bill Barker has for two years in a row ended up with the same gift he brought. Now how does that happen? Must be good planning. Lots of laughter and good cheer makes for a festive beginning to the Christmas Holidays. We had plenty of both at this year's Christmas Party.

I want to thank John and Dot for hosting this year. I know it is a lot of work and they did an outstanding job. Thank you John and Dot.

It was good to see all the spouses. We don't get to see everyone at meetings so this was a good chance to visit with those who can't make it to meetings and other events.

Some nice things happened at the party. Dick Jones was voted in as Assistant Director. Thank you Dick. Mike Currie volunteered to help out with the Tappet Clatter. Thank you Mike. Filling these two jobs is a big help to the club.

Don and Sallie Comstock showed off their new Chevy Volt. Very nice car. I wonder what they say when they pull into a gas station, "fill it up with gas" or "fill it up with amps"? Since the generator is gas powered I suppose they say the gas thing but think of the fun you could have in Oregon where gas stations still have an attendant. (Photos by Bob Helgeson)





Bill Damm's SAFETY CORNER

January 2014 Safety Ditty

A New Year is here
So let's do things right
Be conscious of safety
Both day and at night.

Make sure doors are not blocked
And hallways are clear
So all can escape
From fire in fear.


Fire extinguishers should be functional
And accessible to all
So flames can be battled
While they are still small.

An extinguisher in the car
Would also be great
Hopefully to help someone else
Before it's too late.

Garage Find!

By David Gowan VCCA Director Area # 3

Who said there are no more 'garage finds'? Not me! And I keep looking for them. I've discovered several in my lifetime....and of course they are not for sale because the owner says, "I'm going to restore it sometime!" Well, CIA auctions in Portland just auctioned off a 1956 Corvette for \$24,000 that was found in Dallas, OR and had been stored many years. Sure, it needed lots of work but there it was. I wasn't in the bidding but I do know that it went to a Northwest collector with great plans for it. Anyway, what I'm saying.



Sign up for working at the Monroe Swap Meet

(4-hour shifts 5/16/2014 thru 5/18/2014)

The Monroe Swap Meet is our biggest found raiser. Let's have as big a turnout as we have had in the past.

Send Ana Maria Haley an email
(anama97@q.com) telling her what day
and time you would like to work.

43rd VCCA Northwest Meet August 21-23, 2014 in scenic Port Angeles, Washington



Host hotel is the Red Lion Hotel on the waterfront with shopping and restaurants within walking distance.

Reservations: (360) 452-9215
or 1-(800) 733-5466

and mention Northwest Chevy Meet.
RV parking is just a few blocks from
the hotel at the fairgrounds.

Event Website: pugetsoundvintagechevrolet.org

Registration info: Gerri Johnson, (360) 697-1165 email: djchevrus@aol.com
Register by July 11, 2014

Hosted by the Puget Sound Region

Future Club Events Calendar

From Activities Coordinator Rod Schein

DATE	EVENT	CONTACT
January 19, 2014	VCCA 2014 NW Meet planning meeting	Al Howe
January 25, 2014	Annual Banquet, (see info on page 10)	George Kowats & Sallie Comstock

Note: There will be no January monthly membership meetings at Tillicum Middle School in January.

February Celebrations

BIRTHDAYS		ANNIVERSARIES	
Wally Martin	2/1	Dennis and Gerri Johnson	2/14
Don Boltz	2/1	Jim Lewis & Linda Wheeler	2/14
Bill Barker	2/1	Tony & Dee Zimmerman	2/15
Kathy Currie	2/4	George and Phyllis Kowats	2/22
Lee Folsom	2/14		

Activities 2014

Feb	First Club membership meeting for 2014 Show & Tell, What did you get for Xmas	Feb 24
Mar	Seattle Circle Tour	Jim Farris Mar 2
April	Club Auction	April 28
May	HCCA Breakfast & Tour	Jim Farris
	Monroe Swap Meet Monroe Work Party	Ana Maria Haley May 16-18
	Ballard Parade	Rod Schein May 17
	Route 66 Tour	Bill Barker May 13-30
June	Gail Darby Memorial Strawberry Social	June 23
July	Tour/Potluck	Al Howe July 19
Aug	NW Meet	Aug 21-23
	XXX Drive-In Issaquah Club Meeting	Aug 25
Sept	Early 6 Cylinder Tour – Colorado	Jim Farris
	Open	
Oct	Teaway Hunters Breakfast Tour	Jim Farris
	Train Trip to Portland	Bill Barker Oct 17-19
	Historic Cascades Roads Tour #2 (On a good weather day)	Rod Schein
Nov	Election of 2015 Club Officers	
Dec	Christmas Party	

From the Glove Box



From the Glove Box is devoted to sharing technical information, technical problems and solutions to problems related to the restoration and preservation of vintage Chevrolets. Please share your knowledge, experiences and recommendations with your fellow members.

Call the Glove Box Coordinator, Bob Stamnes, via email at rstamnes@yahoo.com with your information.

Coils Part 2 WHAT COIL SHOULD BE IN YOUR CAR? ---The history of coils

A discussion of coils started at a garage night at Dick Olson's. One conclusion that night was that 4 cylinder coils produced roughly the same spark if they had a condenser attached to them or not. But people were also of the opinion that these old coils had no condensers, so why would the spark be the same? One thing led to the other and after much discussion between Dave Folsom, Lee Folsom, Bob Stamnes and Jim Farris, Dave Folsom did some bench testing and tore apart a couple of coils. A void inside the coil that ran from top to bottom on one side was found in a coil that was labeled "NO CONDENSER". Dave tore apart another coil and discovered the condenser was in that same location, convincing us that coils were made with and without condensers. Those without condensers were likely made for other car manufacturers, as Chevrolets used only coils with condensers. Dave and Jim also assembled most of the coils from the early 4 cylinder cars up through the 1950s. The following discussion is the result of these efforts. We will first discuss the history and then present a description and photos of the appropriate coil for each year.

The ignition system involves a resister, a condenser (also known as a capacitor), a coil, points and dual points in later years. The 6 volt system was used through 1954, when Chevrolet started using a 12 volt system, which turned the engines over faster making for easier starts. All ignition systems included a resister except 1929 through 1954. These resisters reduced the voltage seen by the points and reduced point burn and in the early cars (1928 and earlier) saved the points when the switch was left on for longer periods while hand starting these cars. The early cars had no voltage regulator, making starting by electric starter less dependable, which led to the hand cranking. The early coils (pre 1929) had a resister on the top of them. Ignition systems in 1929 through 1954 had no resisters. Starting in 1955, when they went to a 12 volt system, they mounted a ballast resister (or dropping resister) on the fire wall. In about 1960 they started using a resister wire in place of the ballast resister. In about 1975, auto manufacturers replaced the points with a magnetic controlled module. These cars still had a coil, but were without a resister. The inclusion of a resister commonly knocked the voltage down on 12 volt systems during normal operation (except during starting), which protected the points and made for better starting with full voltage during starting. One question that came up during garage night at Dave Folsom's was the use of 12 volt coils on 6 volt systems. It was concluded that a 12 volt coil works just fine. Capacitors generally improve the spark, so a common problem of not being able to start your car can be a bad capacitor, which results in little or no spark. (*continued page 9*)



TAPPET CLATTER 8

1933-1940



1941-1946



1947-1954



Coils Part 2 COILS BY THE YEAR (Continued from page 8)

1918-1919 This coil is fat with paper on the outside. All identification marks are obliterated. It is assumed to be a Remy 287 B used on 1918-1919 Four Ninety's. This one came off a 1919. It has two top connectors and a knob for a spade type connector on the side. There are two bolts on the outside that hold the top and base together. There is no resistor on the top.

1920-1927 This coil is fat with a knob on the side. This is a 284 K used in years 1920 through early 1927. It has two top connectors. One top contact is connected to a resistor in a round housing on top of the coil. There is a spade type connector on the side for the wire that goes to the center of the distributor. There is a bolt through the middle of coil that holds top and bottom together. The bolt is soldered to the base plate at the bottom.

1927-1928 This is a 284W coil for late 1927 through 1928 cars. This is a fat coil with a molded terminal connection on the side that accepts a distributor type wire end. It appears similar to the 1920-1927 coil described above, except the side connection is a distributor type wire connection.

1929-1932 This is a thinner coil with a brass band around the top. This is a Delco Remy coil used on Chevrolets 1929 through 1932. This coil has a brass ring just down from top. It has two bolt type connectors on top and one of these is of a distributor type wire connector. The mounting bracket goes around the coil and is welded to the coil.

1933-1940 (left page 8) This coil is for years 1933 through 1940. The coil shown is thought to be a 1935 Standard. This coil has a bottom cap, one bolt type top terminal and one distributor type top connector. The mounting bracket goes around the coil and is welded to the coil. This coil has a cap on its base with a conduit attached that houses wires that go to the ignition switch (an electrolock, antitheft device).

1941-1946 (center page 8) This coil is thin with a white insulator on the bottom. This coil is for years 1941 through 1946. The top has two bolt type terminals. One of these terminals has a mounting base for the electrolock conduit that runs to the ignition switch. The electrolock cover is a smaller cover than the type used on the 1933-1940 coil described above. The male high voltage spark plug type connector on the bottom is in the middle of the white porcelain insulator. Mounting bracket wraps around the coil and is welded to the coil. Chevrolet also used the smaller 10 millimeter spark plug and dual points in these years.

1947-1954(right page 8) This is a modern 6 volt Delco coil used on Chevrolets 1947 through 1954. The 12 volt coil that came into use in 1955 is identical in appearance. These coils are thin with two bolt type terminals on top and one distributor type connector on top. There is no mounting bracket attached to the coil.

Much credit is given to Dave and Lee Folsom for their persistence in getting to the bottom of this issue, and to Jim Farris for his great effort in documenting coils by year.

(Editor's note: you will find Coils Part 1 pg. 9 of the Sept 2013 TC <http://pugetsoundvintagechevrolet.org/tc/index.htm>)

Photos by Jim Seiber and Bob Stamnes

Annual Banquet

Golden Steer Steak & Rib House
23826 104th Ave SE, Kent, WA
Saturday, January 25, 2014

This year George Kowats and Sallie Comstock have teamed up to arrange the banquet facilities and plan the menu. The banquet will be held at the Golden Steer Steak & Rib House in Kent. Social time will start at 5:00 PM, followed by dinner being served at 6:00 PM. Drinks will be available via server from the restaurant bar throughout the evening.

Thanks to the hard work of all club members, our financial position is such that the club can afford to subsidize our dinners to the tune of \$15.00 each. As usual, there will be three dinner choices. All dinners come with bread, baby red potato with a seasoning, Caesar Salad, and the Golden Steer's legendary carrot cake for dessert. Coffee, tea or soft drink is also included. Prices shown reflect the club subsidies. This year there will be hors d'oeuvres available during the social hour.

Top Sirloin, 8 oz.	\$19.00
Pork Chops, 2 ea.	\$19.00
Chicken Dijon, 10 oz.	\$19.00

Vegetarian or vegan meal options are also available. Contact George Kowats at 253-852-8178 to make arrangements.

January 25, 2014, Annual PS-VCCA Banquet Registration Form

(Place an X under the corresponding dinner choice for each name.)

	Top Sirloin	Pork Chops	Chicken Dijon
Name: _____	_____	_____	_____
Name: _____	_____	_____	_____
Name: _____	_____	_____	_____
Name: _____	_____	_____	_____
Phone: (____) _____	E-mail: _____		

Total Amount Enclosed: _____

Registration forms must be returned to Sallie **by January 11, 2014.** Make checks payable to PS-VCCA.

Mail this form with payment to: Sallie Comstock
Address, email and phone number removed

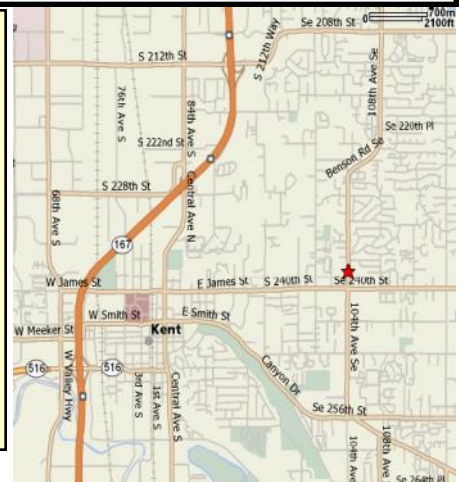
Directions to Golden Steer:

From the North

1. Take WA-167 So. (Valley Freeway)
2. Take the So. 212 St Exit, then turn left onto 212 St. So.
3. Turn right on 108th Ave SE. Changes to Benson Rd SE, changes again to 104th Ave SE.
4. Golden Steer is on your left.

From the South

1. Take WA 167 [valley Freeway]
2. Go right on WA -516 continue on Willis to Central
3. Left on Central Ave S. Changes to Central Ave N.
4. Right on E. James Street, changes to S 240th, and continues on SE 240th St.
5. Left on 104th Ave East.
6. Golden Steer is on your right.



TAPPET CLATTER *Classifieds*

Ads will be carried up to three months on a space-available basis, unless withdrawn sooner or an extension is requested. Please notify the Tappet Clatter Editor when your ad is answered or you need an extension. tappetclatter@outlook.com

FOR SALE

1926 Engine Head. \$100
Dick Olson 425 222-5798

1928 Head Light Trim Rings, new reproduction parts, still in shipping bags \$75 pr.
Bob Stamnes 206 365-1482, rstamnes@yahoo.com for pics

1930's Car Radio dial and cable for 30s car, nice \$50
Bob Stamnes 206 365-1482, rstamnes@yahoo.com for pics

1930s Roadster Windshield Frame with glass and rubber seal, \$200 Approx. 15" deep at edges x 44 3/4" wide. Curved bottom edge to fit cowl. Hinge point is about 2-3 " down from top.
Contact: Tom at Ph. 360 734-6049, Cell [360 220-1669](tel:3602201669)

1935-6 Electrolock with two keys, NOS or new repro. \$50
Bob Stamnes 206 365-1482 rstamnes@yahoo.com for pics

1935-36 Hubcap - Master Deluxe- 9-1/8 OD, new reproduction. \$100 for set of 4.
Bob Stamnes 206 365-1482 rstamnes@yahoo.com for pics

1935-6 Speedometer without cable, nice \$100
Bob Stamnes 206 365-1482, rstamnes@yahoo.com for pics

1936 Headlight Lens, 7-15/16 OD, 7-1/2" bucket?, new reproduction Appears to be same as GR-191 in Filling Station Catalog \$35
Bob Stamnes 206 365-1482 rstamnes@yahoo.com for pics

1939 Master Deluxe Sedan, Black, Gray Interior. Mostly restored, looks stock with a 1955 235, converted to 12 volt. Photos look good to me.
Contact Pam at 253 332-2580 in Maple Valley. The starting asking price is \$15,000.
Submitted by Don Comstock

1996 SS Impala, Black ,Low Miles, All options,+ Sunroof, Weld wheels, Arizona speed headers & air intake. \$23,000
Jerry Yoder (253) 307-1910, JerryYoder@hotmail.com

2004 Silverado 1500 LT 2WD Ext. cab, 5.3L V8, 120K miles, TOW PACKAGE, leather, electric seats, tonneau cover, Rhino bed liner, Bose sound system, dual exhaust, fog lights, etc. Mint condition. \$10,950
Dick Olson 425 222-5798

Car Tube Radio box without cables, unknown operational condition \$30 Bob Stamnes 206 365-1482, rstamnes@yahoo.com for pictures

WANTED

1931 Ignition Switch, Dick, 425 736-8798,
dick10051@comcast.net

Web Links Of Interest

Capital City Region, VCCA: None
Colombia River Region, VCCA: <http://www.vccacolumbiariverregion.org/>
Mt. Rainier Region, VCCA: None
North Cascade Region, VCCA: <http://clubs.hemmings.com/northcascadevcca>
Puget Sound Region, VCCA: <http://pugetsoundvintagechevrolet.org/>
Willamette Valley Region, VCCA: <http://www.wvrvcva.org/>
Dave Folsom Blog, www.chev235guy.blogspot.com/
Gas stations without ethanol, <http://pure-gas.org/index.jsp?stateprov=WA>

January 2014



Christmas Party at the Ziegler's