



THE PUGET SOUND REGION VINTAGE CHEVROLET CLUB OF AMERICA

December 2013

Volume 46 Number 12

Items of Interest

<i>Feature Article</i>	1, 6
<i>2013 Club Officers</i>	2
<i>Director's Corner</i>	3
<i>Garage Nite</i>	3
<i>Membership Meeting Notice</i>	3
<i>Safety Corner</i>	6
<i>Celebrations</i>	7
<i>Events Calendar</i>	7
<i>Glove Box</i>	8, 9
<i>Car Culture</i>	9
<i>Meeting Minutes</i>	10
<i>Classified</i>	11
<i>Web Links</i>	11
<i>Featured Picture</i>	12

The Tappet Clatter Needs Your Story !!

by Diane Haddock

The PSVCCA membership is made up of many types of people. Some of us are long-time members, some are newcomers, some are retired, some are still working, some have one special classic, others many, some have a project car waiting in their garage or carport, others have the pleasure of driving their lovingly restored beauty but we all have stories - many stories. The Tappet Clatter is a great place to share those stories.

Interesting stories could tell about the pre-retirement lives of members (what their occupation was, etc) and their family life (how many kids and grandkids they have, where they have traveled and even how many cars they have 'owned' and moved through over the years.) You may be a long time member and think that everyone already knows 'your story.' But some of our members are 'new', just relatively new (or maybe just lucky!!), and don't know much about more seasoned members, that the long-time members already know about each other. So, we want to hear your story. New members can help us get to know them better by writing a story. So everyone can contribute an interesting story!

Here are some topics that would be welcomed as stories in the Tappet Clatter (TC), whether the story is a one paragraph item of interest, or a half page to a page and a half long. Stories about cars, your family, your career, your travels, your hobbies and any other subject are welcome. To get you started, we are providing some thought provoking questions. This month we are focusing on Family Stories.


Continued on page 6



November Garage Nite at Dave Folsom's *more pictures page 9*

Reminder: Christmas Party will be Saturday December 14, 2013

Our Next Club membership meeting will be February 24, 2014 7:30 PM at the Tillicum Middle School in Bellevue.



1967 - Puget Sound Region VCCA - 2013



The Puget Sound Region of the Vintage Chevrolet Club of America (PS-VCCA) is dedicated to the preservation, restoration, fun and enjoyment of vintage Chevrolet cars and trucks. Members are not required to own a Chevrolet. Regional membership is open to all Chevrolet enthusiasts who are members of the **Vintage Chevrolet Club of America (VCCA)**. All Chevrolets from 1912 through 1988 may be registered with the Region.

General meetings are held on the 4th Monday of the month, except the 3rd Monday in May, at **Tillicum Middle School, 16020 SE 16th St., Bellevue**, 7:30 PM to 9:30 PM. No meetings are held in June, July, August, and December. You can learn more about the club by visiting the website where you can see color photos of previous tours, parts for sale, wanted, etc., and there is a link to view our monthly newsletter, "The Tappet Clatter."

You can find the PS-VCCA website on the **World Wide Web** at <http://pugetsoundvintagechevrolet.org/>

2013 Puget Sound Region Officers and Board

<u>Director</u>	Al Howe	chevyal@comcast.net
<u>Asst. Director</u>	Dave Haddock	chevydave@gmail.com
<u>Treasurer</u>	Sallie Comstock	d.comstock@att.net
<u>Secretary</u>	Don Comstock	d.comstock@att.net
<u>Activities</u>	Matt Dickinson	mbd97@aol.com
<u>Membership</u>	Donna Onat	donnaonat@juno.com
<u>Historian</u>	Bob Helgeson	helgy@comcast.net
<u>Club Store</u>	Bill Damm	billdamm@msn.com
<u>Webmaster</u>	Jim Martoza	chevy.jim.m@gmail.com
<u>Garage Nite</u>	Dick Olson	rolson82@comcast.net
<u>Refreshment Facilitator</u>	Bob Helgeson	helgy@comcast.net

TAPPET CLATTER Staff

<u>Editor</u>	Glenn Landguth	gklandguth@msn.com
<u>This month assembled by</u>	George Reich	tappetclatter@outlook.com
<u>Checkers</u>	Dave Haddock	chevydave@gmail.com
	Jim Martoza	chevy.jim.m@gmail.com
	Donna Onat	donnaonat@juno.com
	Judy Landguth	gklandguth@msn.com
<u>Photographers</u>	Bob Helgeson	helgy@comcast.net
	Jim Seiber	sueandjim4069@comcast.net
	Dave Haddock	chevydave@gmail.com
<u>Glove Box</u>	Bob Stamnes	rstamnes@yahoo.com
<u>Safety Corner</u>	Bill Damm	billdamm@msn.com
	(and other members who supply copy)	

Editor's Note

The monthly deadline for receiving input is the 5th of the month. We reserve the right to edit material in any way as appropriate for wording, clarity, grammar, punctuation, and space available. We can accept most electronic formats and hardcopy. Photographs can be scanned and returned. We will take reasonable care of copy provided, however we cannot take responsibility for lost or damaged material. Send copy to Tappetclatter@outlook.com

Director's Corner

"From The Drivers Seat"



By Director Al Howe

Merry Christmas, 2013!

<http://vcca.org/images/holiday/HappyHolidays.htm>

Is your Christmas shopping done yet? Don't feel bad, mine is not done either. However, Kathy and I have made a dent in it, but we still have more to go. The children are easy to find stuff for and we keep finding more stuff for them while looking for the adults. Well maybe the adults have too much already.

I have great news; Dick Jones has stepped up and accepted nomination for the Assistant Director job. We can vote on that at the Christmas party, which is also our December meeting. Thank you Dick for helping.

We do not meet at the school in January because the school is not available for our regular meeting date. Our next meeting at the school will be February 24th. Our January meeting will be a combination meeting and Installation Banquet on January 25th. Don't worry; it will be a short meeting.

Have you seen the December issue of Generator and Distributor? Wow! Puget Sound dominates again. Dick Olson and Bill Barker with their 1936 Chevrolet Coupe Pickups are on the front cover and back cover with photos by Jim Seiber. Our Region likes to tour. Our neighbor from Mount Rainier Region, Ken Scott, with his 1962 Nova 400 convertible and story is in the G&D also. Area 3 is on the map again.

Did you see our ad for the 43rd VCCA Northwest Meet in Port Angeles in the December G&D? See page 11 below. We will start working this project again in January.

Kathy and I would like to wish all of you a very Merry Christmas and a Happy New Year!

August 21-23, 2014:

Port Angeles, WASHINGTON

43rd VCCA Northwest Meet: Host is Puget Sound Region. Meet events include judging, tours, ice cream social, BBQ, banquet, ladies' event and many other activities. The hotel is on the waterfront with shopping and restaurants within walking distance. Call the Red Lion Hotel at 360-452-9215 or 1-800-733-5466 and mention Northwest Chevy Meet for reservations. RV parking is just a few

blocks from the hotel at the fairgrounds with electricity, water and dump. Trailer parking is also at the fairgrounds. Look for prospectus and registration forms in early April. Register by July 11th. Website: pugetsoundvintagechevrolet.org for more info. Registration info: Gerri Johnson, 360-697-1165 or email: djchevrus@aol.com.



Garage Nite will resume in the Spring

Our next Membership Meeting will be on February 24

Our February Club membership meeting will be 7:30 PM

at the Tillicum Middle School in Bellevue.



VCCA CHRISTMAS PARTY AT THE ZIEGLERS on Saturday Dec 14

Thank you Don & Sallie for the many wonderful past Christmas parties.
John promises to do his part in hosting this VCCA event.

Party Details:

Attendees are encouraged to bring a salad, side dish or dessert.
The club is providing a hot meat entree as well as hot and cold beverages.

The gift exchange or gift swap will continue with the suggested \$15 limit.
Gifts should be marked male, female or child (if you are bringing children).
Creativity is welcome and hopefully you will go home with a wonderful holiday treasure.

Plan on gathering around 2 p.m. and eating around 4 p.m.
with the gift swap to follow dinner.

Driving Directions: John and Dot Ziegler

Address removed (see your mailed/emailed TC)

Directions removed (see your mailed/emailed TC)

Phone numbers removed (see your mailed/emailed TC)

Annual Banquet

Golden Steer Steak & Rib House
23826 104th Ave SE, Kent, WA
Saturday, January 25, 2014

This year George Kowats and Sallie Comstock have teamed up to arrange the banquet facilities and plan the menu. The banquet will be held at the Golden Steer Steak & Rib House in Kent. Social time will start at 5:00 PM, followed by dinner being served at 6:00 PM. Drinks will be available via server from the restaurant bar throughout the evening.

Thanks to the hard work of all club members, our financial position is such that the club can afford to subsidize our dinners to the tune of \$15.00 each. As usual, there will be three dinner choices. All dinners come with bread, baby red potato with a seasoning, Caesar Salad, and the Golden Steer's legendary carrot cake for dessert. Coffee, tea or soft drink is also included. Prices shown reflect the club subsidies. This year there will be hors d'oeuvres available during the social hour.

Top Sirloin, 8 oz.	\$19.00
Pork Chops, 2 ea.	\$19.00
Chicken Dijon, 10 oz.	\$19.00

Vegetarian or vegan meal options are also available. Contact George Kowats at 253-852-8178 to make arrangements.

January 25, 2014, Annual PS-VCCA Banquet Registration Form

(Place an X under the corresponding dinner choice for each name.)

	Top Sirloin	Pork Chops	Chicken Dijon
Name: _____	_____	_____	_____
Name: _____	_____	_____	_____
Name: _____	_____	_____	_____
Name: _____	_____	_____	_____
Phone: (____) _____	E-mail: _____		

Total Amount Enclosed: _____

Registration forms must be returned to Sallie by January 11, 2014. Make checks payable to PS-VCCA.

Mail this form with payment to: Sallie Comstock

Address and phone number removed (see your mailed/emailed TC)

Email: d.comstock@att.net

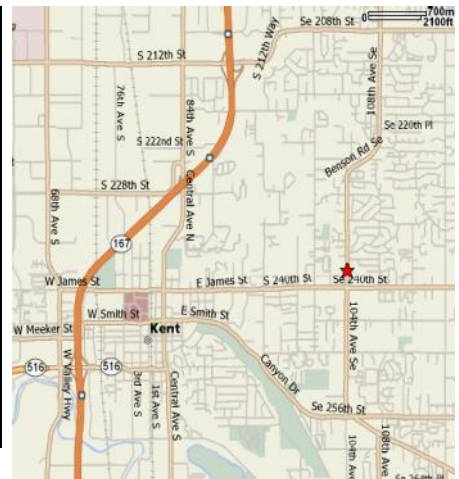
Directions to Golden Steer:

From the North

1. Take WA-167 So. (Valley Freeway)
2. Take the So. 212 St Exit, then turn left onto 212 St. So.
3. Turn right on 108th Ave SE. Changes to Benson Rd SE, changes again to 104th Ave SE.
4. Golden Steer is on your left.

From the South

1. Take WA 167 [valley Freeway]
2. Go right on WA -516 continue on Willis to Central
3. Left on Central Ave S. Changes to Central Ave N.
4. Right on E. James Street, changes to S 240th, and continues on SE 240th St.
5. Left on 104th Ave East.
6. Golden Steer is on your right.



Bill Damm's SAFETY CORNER

During this fall's Early Six tour out of Baker City, OR. one of the events was to ride the Sumpter Steam Train. In this photo of the engine taken by Kaydene O'Day it shows that the railroad operators were safety conscious. While they were parked waiting for passengers to board they hung a "Safety First" sign on the side of their engine.

On the same tour, in the picture I took with the cars posing in front of the Sumpter Elkhorn Saloon, you can see some white repair to the building just aft of the car on the right. Unbeknownst to us at the time, about a month before this tour, a patron of the saloon had some differences with some other saloon patrons and as he was leaving as a final act of disagreement, he decided to drive his truck into the building. Fortunately no one was hurt. Guess he wouldn't have done it if he wasn't drunk. As a safety note, even if you think you are safe inside of a building, don't be so sure.



The Tappet Clatter Needs Your Story - Continued from page 1

These are only questions to get you started, to spur on your creative juices. You do not need to answer all of them, just take a few minutes and tell us 'your story.' We all want to know!!

Family Story

Where/how did you and your spouse meet?

How long was your courtship?

How many children/grandchildren do you have? Do they share an interest in classic cars?

What is/was your occupation?

Where are you from? (from another state/country/local?)

What was your very first car? Was it a Chevy or a Ford?

When/why/how did you become interested in classic cars?

What other hobbies/ collections/ talents do you have?

What was/is your very favorite car?

What kinds of vacations do you like to take? (describe one or several)

How did you find any/all of your classic cars?

What do you like about the PSVCCA? Why are you a member?

Send your articles to George Reich at tappetclatter@outlook.com. Don't worry about format. You can send it as a word document or in the text of your email. There are several editors who help with formatting, spelling and fitting the article into the TC. If you have photos to include that makes it all the more interesting.

Future Club Events Calendar

From Activities Coordinator Matt Dickinson

DATE	EVENT	CONTACT
December 14	Christmas Party at John and Dot Ziegler's	John and Dot Ziegler
December 15	Narnia Train Exhibit - 4540 15th Ave NE, Seattle	Rod Schein
January 25, 2014	Annual Banquet, (see info on page 5)	George Kowats & Sallie Comstock

Note: There will be no monthly membership meetings at Tillicum Middle School in December, 2013 and January, 2014.

January Celebrations

BIRTHDAYS		ANNIVERSARIES	
Sis Barker	1/5	Glenn and Judy Landguth	1/11
George Kowats	1/6	Gary and Joanne Barquist	1/18
Gisela Jones	1/16	Myron and Resa Gabelein	1/23
Cecil Mullins	1/11		
Betty Yoder	1/15		

Activities 2014

Feb	First Club membership meeting for 2015	Feb 24
Mar	Seattle Circle Tour	Jim Farris Mar 2
April	Open	
May	HCCA Breakfast & Tour	Jim Farris
	Monroe Swap Meet	
	Ballard Parade	Rod Schein May 17
	Route 66 Tour	Bill Barker May 13-30
June	Gail Darby Memorial Strawberry Social	June 23
July	Tour/Potluck	Al Howe July 19
Aug	NW Meet	Aug 21-23
	XXX Drive-In Issaquah Club Meeting	Aug 25
Sept	Early 6 Cylinder Tour – Colorado	Jim Farris
	Open	
Oct	Teaway Hunters Breakfast Tour	Jim Farris
	Historic Cascades Roads Tour #2 (On a good weather day)	Rod Schein
Nov	Election of 2015 Club Officers	
Dec	Christmas Party	

From the Glove Box



From the Glove Box is devoted to sharing technical information, technical problems and solutions to problems related to the restoration and preservation of vintage Chevrolets. Please share your knowledge, experiences and recommendations with your fellow members.

Call the Glove Box Coordinator, Bob Stamnes, via email at rstamnes@yahoo.com with your information.

Fuel Gauge Troubleshooting

In 1926 the fuel gauge was a calibrated stick that you inserted into the fuel tank and then observed how high the moisture was on the stick. In 1927, they used a cork float in the tank that mechanically moved a pointer on a dial on top of the fuel tank. You still had to get out of the car, go to the back and check the gauge on the tank. In later years, a sending unit was mounted in the fuel tank so you could read the fuel level on the dash while driving the car---- a great invention that allowed the driver to know how much fuel he had without getting out of the car. This undoubtedly greatly reduced the number of breakdowns due to lack of fuel.

From 1930s to 1960s, the dash-mounted fuel gauges operated on a 30 ohm scale. At zero ohms from the sending unit, the dash gauge should read Empty; at 30 ohms it should read Full. It is vital that the sending unit is matched to the dash gauge. If you are using an aftermarket fuel gauge in the dash, you must have a sending unit that has a matched ohm rating or it will not function properly. The sending unit is merely completing the circuit for the dash gauge by grounding it to the chassis. Just like a light bulb must have a ground to operate, the fuel gauge must also be grounded to operate. As the float arm is raised, the resistance is increased, until (at the top) the resistance should be 30 ohms (Full). At the bottom, resistance is zero (or completely grounded) and should indicate Empty on the dash gauge.

TROUBLESHOOTING

If your gauge reads FULL AT ALL TIMES:

A. Probable causes

Wire from dash gauge to sending unit is broken and /or the connection is corroded (not making a good electrical connection).

Resistance wire inside sending unit is broken

Sending unit is not properly grounded to tank or tank is not properly grounded to chassis

B. Testing

Remove the wire from the contact stud on the sending unit and ground it to the chassis. If the gauge now reads Empty, the trouble is either poor grounding of the sender or a bad sending unit.

If the gauge still reads Full, touch a grounded test wire to the sending unit terminal on the back of the dash gauge.

This terminal is often marked with a red tag. If the gauge now reads Empty, the wire from the dash to the sending unit is broken or the connection to the dash gauge is corroded.

With the sender removed from the tank, connect an ohm meter to the sending unit (one lead to the contact stud and one to the housing) and check the resistance of the sender as you manually raise and lower the arm.

This reading should be 0 to 30 ohms (or very close).

If none of these tests finds the problem, the dash gauge is the problem and should be rebuilt or replaced.

C. Repairs

Make sure that a good ground is present at the dash gauge and also at the sending unit. Run a separate ground wire to the chassis if necessary.

Sliding contact arm may not make good contact to the resistance wire windings in sender. If you are experienced with electrical repairs you may be able to clean the wiper and resistance wire coil or replace the wire.

Otherwise send the unit to a specialist or replace the unit.

Check for good ground at sender body and gas tank.

If gauge reads EMPTY AT ALL TIMES:

A. Probable Causes

Wire from sender to dash gauge is shorted to ground.

Sending unit is shorted internally

Float in sender is defective

Continued on page 9

Continued from page 8

B. Testing

Disconnect wire from sending unit at tank. If gauge now reads Full, the trouble is in the sending unit. Disconnect sender terminal wire at dash gauge. If gauge now reads Full, the wire to the sending unit is shorted to ground. Replace wire.

C. Repairs


Look for broken or loose wire in the fuel gauge circuit and within the sending unit.

NOTE: Many GM dash gauges are interchangeable by exchanging the face of the gauge to retain the original appearance. Also, many GM sending units will interchange by modifying the float arm. Original sending units can often be repaired. Check to make sure that the proper 6 or 12 volt power is present at the ignition side of the dash gauge. If changing from 6 volt to 12 volt, be sure to install a special fuel gauge resistor inline before hooking up to 12 volts. Make sure to have a good ground at the sending unit, fuel tank and also the dash gauge. Especially note that if you connect 12 volts to a 6 volt dash gauge, you will probably ruin the gauge.

Matt Dickinson inspired this article. Thank you Matt for encouraging the article.

In response to Matt's inspiration, Dave Folsom and I were writing an article on Troubleshooting Fuel Gauges when THE FILLING STATION distributed their article. Much of this article is reprinted from THE FILLING STATION article with Steve Kassis permission. Thank you Steve.

I would also like to thank Dave for his continued support on these articles.



Car culture!

By David Gowan Director Area # 3

While on a visit to the Bay Area I came across a couple of paintings. In Hayward an entire wall displayed a life size picture of a black 1941 Chevrolet with its proud owners. I stopped abruptly and the guy behind me used his horn to let me know how stupid that was. I had to swing around the block to take this picture.




Then I was walking down the street and saw this 1947 Chevrolet painting in the window of an art gallery. It was beautiful and after asking the lady owner if I could take a picture she offered to send me a professional digital photo. The culture is alive and active. It is so fun to see these expressions of the hobby.



Puget Sound Region VCCA General Meeting Minutes

November 18, 2013



Call to Order: The meeting was called to order at Tillicum Middle School at 7:30 By Director Al Howe.

Welcome: There were 27 members and guest present. We had one guest, Rod Schrengohst, a lifelong friend of Jerry Yoder. We also had a few folks that we don't see often enough including Jerry Yoder, and Mark Shaw. Everyone introduced themselves.

Membership: Donna Onat updated membership to 80 currently with only one non renewal.

Secretary: Minutes were accepted as written.

Treasurer: Sallie reported the treasury was about the same as last month. Our income this month equaled our expenses.

National News: The next national board meeting will be in St. Louis and the national is still looking for a chairman for the 2016 National Meet at Lake Tahoe. For what it is worth, our Region is the third largest in number of cars owned and fifth in number of members by Region. Seventy-three percent of national members don't belong to a Region. Bill Barker showed the December G&D which featured an article by Dick Olson and Bill Barker on 1936 Coupe Pickups.

Tours: Rod Schein has filled the calendar for much of next year. The calendar will come out in January. He reminded us of the Christmas Party and Banquet Dec. 14 and Jan. 25 and invited the members to visit the model train exhibit at his church in North Seattle Dec. 14 at 10 A.M. or Sunday.

Tappet Clatter: George Reich said the November issue went O.K. and repeated he would only be doing the TC through January.

Nominations: Al Howe reported our slate of officers was a bit short this coming year. Al will continue as Director, Sallie and Don as Treasurer and Secretary and Donna as Membership, Rod Schein will coordinate Activities and Dave Haddock will take over as Historian. We have no Assistant Director and spotty, at best, Editor for part of the year. Webmaster will be shared by Jim Martoza and Al Howe. This slate of officers was approved as offered.

Other items: Mark Shaw brought a whole box of assorted springs he bought at a store closing to get the one spring he needed. He offered them free to the members present. A small feeding frenzy ensued at break time.

Jerry Brownell shared a birdhouse made from car parts and roofed with license plates.

Al Howe showed the need to refresh our ongoing director's award. Another plaque or a larger base was discussed. Al will see if George Kowats will take charge of the project.

Refreshments: Barbara Reich brought homemade cookies and pumpkin bread along with grapes. Everything was delicious, yum!

Program: Jim Seiber showed his pictures taken during this summer's Six Cylinder Tour centered in Baker, Oregon. The presentation with appropriate music was spectacular (according to your secretary).

Meeting adjourned at 9:15

Respectfully submitted by Don Comstock



TAPPET CLATTER 10



TAPPET CLATTER *Classifieds*

Ads will be carried up to three months on a space-available basis, unless withdrawn sooner or an extension is requested. Please notify the Tappet Clatter Editor when your ad is answered or you need an extension. tappetclatter@outlook.com

FOR SALE

1924 4-cylinder engine with transmission and clutch, \$100,
Bill Barker, 425-643-0698, bill@barkerville.net

1926 or earlier engine, transmission, and clutch,
Elbert Butcher, 425-778-9278, eblee454@hotmail.com.

1926 engine HEAD. \$100.00
Dick Olson 425 222-5798

1931 Sport Coupe. A 995 point car. \$22.5K,
Dick Olson, 425 222-5798.

1939 Master Deluxe Sedan, Black, Gray Interior. Mostly
restored, looks stock with a 1955 235, converted to 12 volt.
Photos look good to me. Contact Pam at 253 332-2580 in
Maple Valley. The starting asking price is \$15,000.
Submitted by Don Comstock

1996 SS Impala, Black, Low Miles, All options, + Sunroof,
Weld wheels, Arizona speed headers & air intake. \$23,000
Jerry Yoder (253) 307-1910, JerryYoder@hotmail.com

WANTED

1930 Carter Carburetor, Cecil Mullins, 425-301-1292,
ckmullins@comcast.net.

Christmas Model Train Event, December 15

Rod and Evie Schein would like to invite all of you who like model trains with Christmas trees, treats, and snow to come to a "Neighborhood Christmas Party". It is a great event for adults, children, and grandchildren. It takes place in the multipurpose room, i.e. gym, at University Presbyterian Church in the U-District on Sunday, Dec 15th from 9 AM to 2 PM and 5PM to 8PM. This event starts on Saturday, Dec 14th at 10AM. The address is 4540 15th Ave NE, Seattle, WA 98105

The theme is Trains & Narnia. Rod will be showing his expansion of his "Christmas Train Tree" that he has been working on the last two months. This is a multi-tiered train track with higher tiers making smaller circles, so as to be in the over-all shape of a Christmas tree. He is adding two more trains around the base of the train tree, which features four train tracks and 28.5 feet of elevated steel girder trestle train line for his 1947 Great Northern Empire Builder passenger train and a model of Mt Index. On other tracks, he will be running a 2-8-8-2 articulated locomotive and freight cars, a current day Amtrak Empire Builder, a 1950's American Flyer, and a Marklin European train. For more information, go to <http://www.upc.org/>.



Web Links Of Interest

Capital City Region, VCCA: None

Colombia River Region, VCCA: <http://www.vccacolumbiariverregion.org/>

Mt. Rainier Region, VCCA: None

North Cascade Region, VCCA: <http://clubs.hemmings.com/northcascadevcca>

Puget Sound Region, VCCA: <http://pugetsoundvintagechevrolet.org/>

Willamette Valley Region, VCCA: <http://www.wvrcca.org/>

Dave Folsom Blog, www.chev235guy.blogspot.com/

Gas stations without ethanol, <http://pure-gas.org/index.jsp?stateprov=WA>



December 2013



George Haley Memorial November 8, 2013