


THE TAPPET  **CLATTER**

THE PUGET SOUND REGION VINTAGE CHEVROLET CLUB OF AMERICA


July 2023

Volume 56, Number 07


**NORTHWEST MEET
PACKWOOD, WA
July 18 - 20 2023**



LET THE MEET BEGIN!



1967 - Puget Sound Region



The Puget Sound Region of the Vintage Chevrolet Club of America (PSR-VCCA) is dedicated to the preservation, restoration, fun and enjoyment of vintage Chevrolet cars and trucks. Members are not required to own a Chevrolet. Regional membership is open to all Chevrolet enthusiasts who are members of the Vintage Chevrolet Club of America (VCCA). **All Chevrolets 25 years or older may be registered with the Region.**

Unless otherwise posted, Hybrid "In-person and ZOOM" General Meetings are temporarily held on the 2nd Saturday of the month. The Meeting will begin at 10:30 am from Kent Sullivan's garage or adjacent meeting room located at 6408 125th Ave. NE, Kirkland, WA 98033 (Pending COVID restrictions) until further notice. ZOOM information will be sent via email broadcast to all members prior to the Meeting. **General Meetings are not held in January, July, August and December.**

You can learn more about our Club by visiting our website where you can see color photos of previous tours, cars for sale, parts for sale, wanted, etc., and there is a link to view our monthly newsletter "Tappet Clatter". You can find the PSR-VCCA website here on the World Wide Web:

[Click Here](#)

2023 Puget Sound Region Officers and Board

<u>Director</u>	Bob Stamnes	rstamnes@yahoo.com
<u>Asst. Director</u>	Rod Schein	areshine@areshine.com
<u>Treasurer</u>	Sallie Comstock	salliecat@centurylink.net
<u>Secretary</u>	MG Stamnes	mgstamnes@yahoo.com
<u>Activities</u>	John Valiton	jervaliton@gmail.com
<u>Membership</u>	Donna Onat	donnaonat@juno.com
<u>Historian</u>	Vacant	
<u>Club Store</u>	Don Comstock	Chevyguy2@centurylink.net
<u>Webmaster</u>	Ralf Luche	rluche@yahoo.com
<u>Asst. Webmaster</u>	Rod Schein	areshine@areshine.com
<u>Garage Nite</u>	Vacant	

2023 Tappet Clatter Staff

<u>Editor</u>	Tom Taricco	tappetclatter@outlook.com or tom@taricco.net
<u>Assistant Editor</u>	Dave Haddock	chevydave@gmail.com
<u>Checkers</u>	Marilyn Campbell Donna Onat	57soup@comcast.net donnaonat@juno.com

Publication Information

The **deadline** for receiving articles for Tappet Clatter is the **25th of the previous month**; that is for example, articles for the July publication must be received by June 25th. The Editor team reserves the right to edit material in any way as appropriate for wording, clarity, grammar, punctuation and available space. We can accept most electronic formats. and hardcopy; however, prefer all photos sent in JPEG format. Please submit proposed articles and photos by e-mail to: tappetclatter@outlook.com



PSR-VCCA DIRECTOR'S MESSAGE JUNE 2023



I hope all of you have had your cars out enjoying the summer weather. It's a perfect time to hit the road!

This is a busy season for our old cars. Ours are finally out of the garage and ready to roll (hopefully). I hope to see each of you at these events.

By the time you read this, the June 21st Skagit Wildlife Tour will have taken place. Thank you, John and Donna, for putting together a great tour. We appreciate your efforts to plan and lead such a diverse and fun tour with so many destinations of interest! You have taken on a very difficult job for the Club and have done it so well.

Many of our PSR-VCCA members will also have enjoyed the 4 Cylinder Tour at the end of June in Medora, North Dakota. These tours were initiated 31 years ago by Jim Farris and Tom Meleo to keep the 4's on the road. It will certainly be a different tour this year without our long-time leaders and Jim's family, but we know they would be pleased that the tradition has continued. MG and I always look forward to this time to enjoy the company of other VCCA members from around the country and to explore the backroads in a different part of the country.

Looking forward

- **A potluck lunch and parts sale at Jim Farris' residence**, 4433 52nd Ave SW, Seattle WA from **10:00 am to 2:00 pm on Wednesday, August 2nd**. Jim saved parts for over 50 years, and they all must go. Jim hoped his parts would go to his friends in PSR-VCCA, and this is your opportunity. Verlyn Husman, the person in charge of the upcoming 4 Cylinder Tour, plans to be there. Email t.deacy@comcast.net or text 425.802.4582 to let Jim's daughter, Theresa Deacy, know if you plan to attend so they have an accurate lunch count.

- **NW Meet in Packwood, WA --July 18, 19, 20**. A great place to visit and to be with other members of the VCCA Regions from the Pacific NW! Always fun and a time to learn more about our cars from other Chevy enthusiasts.

Do you have a passport for your old car? This is a national program. It is a great way to keep track of the miles and events you have had your car in. There are also rewards when you hit certain numbers of miles. If you are interested in getting a passport or want more information on the program, contact Dean Echols, deanechols38@gmail.com.

Bob Stamnes #11563

Director, PSR-VCCA

End.

JUNE GENERAL MEETING MINUTES

The meeting was called to order at 11:50 by Bob Stamnes, PSR-VCCA Director, at the Triple XXX Rootbeer Drive-in in Issaquah, WA on June 8, 2023. Nineteen members were present. It was good to welcome back Dick and Fran Olson after Dick's surgery and to see and catch up with Duane and Edith Rice. Jose Enciso, the XXX owner and PSR-VCCA member, welcomed us and thanked us for meeting there.

Membership: The minutes on the May 13, 2021 Meeting were approved after one correction (correcting the contact for Don Comstock's parts to Don Comstock, not Kent Sullivan).

Treasurer: No report.

Membership: Donna Onat handed out previously printed PSR-VCCA business cards to those present to give to any others that may be interested in joining. The cards have our old meeting place, Tillicum Middle School, listed, but Donna's phone is the same for contact.

Activities: John Valiton reminded us about the next club tour, which is on Wednesday, June 21. We leave at 10 sharp from Bothell's Red Brick Road, have lunch at Nutty's Junkyard Grill in Arlington, and then proceed to see the Skagit Wildlife Area. More details are in the June Tappet Clatter.

Editor: Tom Taricco asked specifically for any technical articles (Glove Box) members could write or provide. He is presently using material from the Filling Station with their permission.

New Business: Bob Stamnes reported that any member who is interested in parts from Don Comstock's parting collection should contact him directly (253) 863-0420 or email: chevyguy2@centurylink.net.

NW Meet: Al Howe suggested that we try to wear our past red NW Meet t-shirts at the NW Meet or any red Chevy shirt if you have them.

Father's Day: Kent Sullivan announced that the Corvair Club and others were taking part in Father's Day, Sunday, June 18, event from 10-2 at Griot's Garage in south Tacoma. If you haven't seen the garage, it is a good day to view it.

Bill Barker and Jose Enciso generously donated items for door prizes for the participants. Thanks so much!

The meeting was adjourned at 12:25 by Bob Stamnes, Director PSR-VCCA, followed by more socializing and fun.

Respectfully submitted,

MG Stamnes - Secretary



AREA 3 DIRECTOR'S REPORT - JULY 2023



Hi All,

The Packwood NW Meet is on the horizon as I write this note! I sat in at a recent planning meeting of the group of volunteers covering all the issues needed for a successful NW Meet. Excellent effort!! I'm not sure if your next Region's newsletters will cover the event as it's held on most newsletter's deadlines.

I attended my first membership meeting at the Columbia River Region for some time due to some health treatment issues I've had. I'm now 100% and looking forward to visiting all the Regions this year.

It was great seeing all my fellow Columbia River Region members. Your familiar faces made me think about how the friendships one develops at the Club is such an important part of participating. Elyse Kassis, Director of the Willamette Valley region, invited our club members to a tour they have scheduled in October since the Columbia River region did not have one planned for this month. The Columbia River Region has invited the Willamette Valley Region (and all Area 3 Regions are invited) to the Club's All General Motors Car Show and Picnic on Aug. 20. Joint tours are a great way to meet new VCCA members and have fun!

Ed Gallagher #44216

Area 3 Director

End.

UPCOMING MEETINGS & EVENTS

Remaining Q2 & Q3 2023 Meetings, Activities & Misc. Schedule

July	18-20	Northwest Meet—Packwood
August	2	Jim Farris Car Part Sale Potluck (10A—2P)
August	28	Dinner Meeting at XXX, 5:00 PM
September	TBD	General Hybrid Meeting
October	7	General Hybrid Meeting
November	11	General Hybrid Meeting



Northwest Meet - Packwood, WA

July 18 - 20 , 2023

End.

UPCOMING JULY EVENT

REGISTRATION DEADLINE JULY 11, 2023



52nd Area 3 Meet **“Pack Up for Packwood”** **July 18-20, 2023**

Welcome fellow car club members. This year's Meet is being sponsored by the Area 3 Region. Members from the 5 Northwest clubs have come together to plan and organize this unique Meet to include several outstanding scenic tours suggested by the forest service.

Here's what you need to know.

Because of the short planning time and budget restraints this event will be unique to all. Some events such as the ladies' luncheon & judging, will not happen. Instead, you will be treated with the use of Packwood's Community Hall (for the entire Meet). If so desired or on a rainy day, we will get to use the hall for any of our needs; playing games, working on puzzles or sitting and visiting. Bring your knitting, a good book or projects along to keep you company.

The planning committee has also arranged for an evening game and even a talent show. (Get your talent practiced and ready to entertain your friends.)

Did someone say home cooked meals? You bet! Meals will be in the Community Hall and are planned to include breakfast for all, lunch (that you will pack after breakfast) and dinner. Dinner ideas are: a potato bar, pizza, and a catered Mexican Entrée. You will have no extra meal expenses outside of the registration fee. There will be a simpler fare on Friday morning and perhaps some leftovers. The cleanup crew will be starting their work at 9 so we are clear of the hall by noon. Many hands make light work. Call Mike Rice to volunteer.

Meet tours will be self-guided with detailed instructions. Mobile phone coverage is nil so going in small groups, or at least pairs, is highly encouraged. Departure time about 9 am.

There will be plenty of parking for haulers and trailers.

Come to Packwood for a great chance to renew and expand our Chevrolet Club friendship in the relaxed atmosphere Packwood provides.

Continues...

52nd NW-VCCA Meet
Packwood, Washington
July 18-20, 2023
Pack Up for Packwood

G & D Label

Copy/Print, Fill in, Enclose Check and Return by Mail

Reg #: _____ Region: _____ VCCA #: _____

Name #1: _____ Last #1: _____

Name #2: _____ Last #2: _____

Guest #1: _____ Guest #2: _____

Address: _____ City?State/ZIP: _____

Home Phone: _____ Cell#1: _____ Cell#2: _____

Email #1: _____ Email #2: _____

Car #1: _____ Car #2: _____

Total Cost:

\$75 Per Person X #: _____ = _____

Includes Breakfast: WED & THU
Lunch: WED & THU
Dinner: TUE, WED & THU

Please bring your Name Tag and Water Bottle, Coffee Mug & Past Event T-Shirts (Sorry, no new T-Shirts this year).

If you prefer to avoid paper plates, please bring your own plate to care for on your own.

Mail to:

Nancy Rice - WVR VCCA Registrar
1989 NW Birch St.
McMinnville, OR 97128

Make Checks payable to:
PSR-VCCA

ASAP

Accommodations on your own

Contact Lodges & Parks directly - Mention VCCA for Discount

Cowlitz River Lodge: (360) 494-4444 Crest Trail Lodge: (360) 494-4944

Camping: Hall Camping; No Sewer. For details Contact Ken Scott: (253) 531-5266

Packwood RV: (360) 494-5145 Cascade Peaks: (509) 823-5884

JULY MEETING ANNOUNCEMENT

NO JULY GENERAL MEETING

NEXT MEETING AUGUST 28, 2023

Dinner Meeting - 5 PM

XXX Drive In - Issaquah, WA

SEE YOU ALL AT THE NORTHWEST MEET

PACKWOOD, WA

JULY 18 - 20 2023

**DON'T FORGET TO BRING
YOUR RED SHIRT!**



MEMBER'S TRAVELS



Continues...



Continues...

A Magical Trip to Fairbanks

By Marigail (MG) Stamnes

Although Bob was skeptical after we failed to see the Northern Lights in Iceland, I decided to book a trip to Fairbanks for mid-March, which is statistically the best time to view them. Experts say if you stay for 3 nights, you should see the lights at least 1 of those nights. Not wanting to be disappointed again, I booked our stay for 6 nights, and we were treated to the lights for all 6! What a fantastic way to fulfill my dream! We highly recommend the **Alaska Grizzly Lodge** just north of town. No waiting out in the cold for hours like we did in Iceland! Janet, one of the owners, wakes you up when the lights appear. All we needed to do was pull our coats, boots, gloves, and hats over our PJ's and hurry to the deck she directed us to. Each morning we were treated to a delicious breakfast made by her husband, Fred. We enjoyed visiting with the other travelers who were fulfilling their dreams too.

We found Fairbanks had even more to offer. The antique car collection at the **Fountainhead Antique Auto Museum** contains over 100 vehicles, each carefully selected for its historical significance, technological innovations, or rarity. Several of Alaska's earliest cars are on display, including the Territory's very first automobile, hand built in 1905 by a man who had never seen a car before! While displaying only one Chevy, a 1923, the Museum is the only place where you can see 8 unique, expensive orphan cars. From mid-September to mid-May, the museum is only open from 12-4 on Sundays and Wednesdays, but staffed with very knowledgeable volunteers. Their pay is to get to drive the cars (all but 3 are operable). We didn't expect to be fascinated, but we were.

We, also, visited the **University of Alaska Museum of the North**, which is open all year. We were lucky to view the **World Ice Art Championships**, which take place from late February to March each year, and watch the **Open North American Championship Sled Dog Race**, which is another annual event taking place in mid-March and is known as the "granddaddy of all sprint dog races."

We believe other Club members would love this trip, too! I may even need a return trip!

End.



MONROE SWAP MEET HAS COME AND GONE

Both the Ford Early v-8 Club and myself truly appreciate and offer a huge **"THANK YOU"** to the club members who gave a few hours of their time so the swap meet could be successful. Our club will receive \$15 per hour worked for a total of \$1000.

The Friday morning shift began with instructions, stickers, and a "Code of Conduct" handout. **MIKE VORIS, JERRY YODER AND SALLIE AND DON COMSTOCK** headed out to the vendor staging area at 9:00 AM to check credentials, give fliers, window stickers for express entry. At noon, Sallie and Jerry opened the gate and waved vendors through. Mike and Don were still checking credentials on the last two rows. Incoming traffic was steady until around 3:00 PM. **BOB AND MG STAMNES** arrived just before 3:00 PM to take over checking credentials, handing out fliers and attaching stickers until the gates closed at 7:00 PM.

Saturday vendors were allowed in from 6:00 AM to 8:00 AM. **BILL BARKER AND BOB HELGESON** looked especially sharp and official wearing their red polos and blue ball caps with PSVCCA logos. Vendors with stickers were waved in, those without had to be checked and stickered. Shortly after 8:00 AM the gate was closed as the swap meet opened to the public. **KEN SCOTT AND FRAN CISSELL** took charge of the gate at 9:00 AM and worked until 1:00 PM visiting and answering questions. **JOHN AND DOT ZIEGLER** took over at 1:00 PM and did the same until closing at 5:00 PM. Most questions involved where to find the exit and when can we leave because the shoppers all but disappeared by 3:00 PM.

Sunday morning Don and Sallie had a shift from 7:00 AM to 11:00 AM greeting vendors as they passed through the gate until about 9:30 AM when they were told to close it. Not many shoppers could be seen in the aisles. **DAVE AND DIANE HADDOCK** arrived for the final shift at 11:00 AM until 2:00 PM when the meet officially ended. This job has been challenging at times but a lot of fun. Someone else can have this opportunity next year.

Event Coordinator,

Don Comstock #5882

(253) 863-0420 or chevyguy2@centurylink.net

End.

SKAGIT WILDLIFE TOUR REPORT

JUNE 21, 2023

The PSR-VCCA tour to the Skagit Valley Wildlife area, (Leque Is. Unit), was a great way to spend the first day of summer. We drove from Bothell to Arlington, and had lunch at Nutty's Junkyard Grill. Then we drove the Pioneer Highway through the farmlands of the Stillaguamish Valley. We had a group of 14, and 8 vintage Chevy cars, with 4 Corvairs from the Corvair club joining us. We had a "cruzing" average top speed of 45 miles an hour on Hwy 9, and 20 mph in the valley. We had no breakdowns and we kept to our planned timeline pretty well. Thanks to everyone giving our tour a great "Karma". **John Valiton**



Top two photos by John Valiton



Photos by Evie Schein

Continues...



Top 4 photos by Evie Schein



Photo by John Valiton

Continues...



Why restore Leque Island?

Prior to being diked in the late 1800's, Leque Island was part of the Stillaguamish estuary connecting Skagit Bay to Port Susan Bay. Estuary habitat plays a critical role in young chinook salmon growth and in the life cycle of many other aquatic and bird species. However, only 15% of historic Stillaguamish estuary currently remains intact.

In October 2019, the dikes were removed and Leque Island was returned to the estuary. This site works in tandem with nearby restoration projects, like the Stillaguamish Tribe's *zis a ba** project and The Nature Conservancy's Port Susan Bay project. Together, these restoration sites provide places for salmon to grow before entering the ocean, increasing their likelihood of survival.

250 acres of historic estuary.

- Excavated over 5 miles of new channels and created several lower depressions for fish and bird habitat.
- Constructed new 0.7-mile berm to protect the City of Starwood from waves.
- Built a walking trail on top of berm.
- Built new parking area and non-motorized boat launch.

A community project

This project moved forward with significant stakeholder and local community involvement. Recreation features were suggested by local community members, including the pooled areas that hold water for fish and birds. Thanks to an involved community, WDFW was able to include these suggested features into the project.

and Wildlife (WDFW) and, including waterfowl wing, and boating (kayaks, level beyond the dike trail, rule and be aware that hunting during hunting season.

Project Partners

Photos by Evie Schein

Continues...



Photos by John Valiton

End.

EVERYONE LOVES A PARADE

Car photos by Dave Haddock



1926 Touring
PSR-VCCA Members/Owners, Bob & Marigail Starnes



1930 Coupe
PSR-VCCA Members/Owners, Jim Lewis & Linda Wheeler

Continues...



**1940 Businessman Coupe
PSR-VCCA Members/Owners, Rod & Evie Schein**



**1951 Convertible
PSR-VCCA Members/Owners, Dave & Diane Haddock**

Continues...



1954 Coupe
Members/Owners, Arnie & Katie Mondloch



1964 Corvair Rampside Truck
Members/Owners, Kent Sullivan & Julie Solon

Continues...



1964 Corvette Convertible
Members/Owners, Bob & Florence Helgeson



1966 Corvette Coupe
Members/Owners, Bill & Sis Barker

Continues...



**Easy - Pull Trailer
Members/Owners, Bill & Sis Barker**



**1974 Caprice Convertible
Member/Owner, Jim O'Conner. Son Jim O'Conner driving**

PSR-VCCA members proudly paraded their Chevrolets from six decades of America's past: '20s, '30s, '40s, '50s, '60s, and '70s. This was the Club's 14th year of participation in Ballard's Norwegian Independence Parade.

Prior to the parade, Club members and their cars treaded through the grounds of the Ida Culver Retirement Center at the ah and enjoyment of its residents and quests. This was followed with a potluck meal hosted at Rod and Edie Schein's home.

End.

JULY CELEBRATIONS

Birthdays

Al Howe	7/2
John Strampher	7/5
Judy Cloutier	7/14
Linda Wheeler	7/15
Julie Solon	7/18
Betty Roberts	7/19
Jim Darby	7/21
Bob Stannes	7/26

Anniversaries

Mike & Kathy Currie	7/1
John & Marilyn Campbell	7/17

Thank you Donna Onat for coming through with the celebration list!



End.

FROM THE GLOVEBOX



From the Glovebox is devoted to sharing technical information, technical problems and solutions to problems related to the restoration and preservation of vintage Chevrolets. Please share your knowledge, experiences and recommendations with your fellow members.

All of us are the Glovebox Coordinators this year. Share your information, experience, and tips with others by emailing the editor at: tappetclatter@outlook.com.

Installing LED Lights For Safety

By Stephen Kassis



Safety is a major concern when driving our vintage & classic cars on today's highways. Original tail lights are not easily seen and today's drivers expect to see bright tail lights to warn them of stop & turning intentions of our vintage vehicles. This becomes especially important with night driving.

Original vehicles move slower on the road than their modern counterparts. Having LED tail lights on the rear of our vintage cars helps other drivers see us quicker than with standard tail lights. This is helpful even in daylight hours.

LED (Light Emitting Diode) lighting has become the standard of the automotive industry and for good reason. It is bright and easy to see! Newly designed LED conversions are available in 6 volt or 12 volt, depending on application. They are made for most applications of vintage Chevrolet & GMC cars & trucks.

This is a safety item you can't afford to be without! Whether you have a totally original early 4 or 6-cylinder with a 6-volt system or a modern monster V-8 running a 12-volt system, these are a must-have addition to your vintage car or truck.

Continues...

There are four different ways to convert your vintage car from the old incandescent bulbs to super bright LED lighting: LED Light Bulbs, Conversion LED Cards, Solid State LED Lenses or Complete LED Tail Light Assemblies.



Bulbs are a simple and inexpensive plug & play solution. You merely remove the old bulb and install a new LED bulb. Though this is a quick way it is the least effective solution to the problem. The draw back to the bulb solution is that the size and number of LEDs that can fit into a bulb is considerably less than the conversion cards, solid state lenses or LED tail light assemblies. This makes the LED Light Bulbs the least visible of the four options. While this is an economical solution it is just not as effective as the other options. Most LED Light bulbs are only available for 12 volt applications.

LED Conversion Cards are available for most tail lights from 1926 through 1965 passenger cars and 1926 through 1987 trucks. These kits have two LED circuit cards and hardware for both tail lights. Early kits: 1926-1936 passenger and 1931-1939 truck are available in single or two taillight packages. Most kits are sold in pairs and come with the license light for the left side assembly. Also included are fasteners, hardware and instructions needed to install the card into the tail light bucket. They will work with turn signal, taillight and stop light circuits. These kits are available in 6 volt for most applications for 1954 and earlier and 12 volt for all years. These cards cover most of the surface area of the tail light lens and are far more visible than just replacing the light bulb with an LED bulb. Additionally, LEDs do not create heat like incandescent bulbs and are therefore safe when used with plastic lenses.

Solid State LED Lenses are a complete plug & play solution. Each lens has LEDs permanently sealed into the lens. There are no separate cards to install. Most kits have plugs already attached that merely need to be twisted into the original sockets for installation. Some must have wires manually attached, which is a simple process. Solid State LED Lenses are currently only available in 12 volt applications. However, these are a quick and easy upgrade for a huge increase in safety. Recently added to this category are the **Sequential LED Tail Light Lenses**. These lenses are LED but they flash sequentially to indicate the direction of the turn. This latest improvement adds an extra level of safety and individuality. Make your car or truck stand out with this fantastic upgrade! Available in 12-volt for 1937-1938 passenger cars & 1940-1953 trucks; 1967-1972 Fleetside trucks; 1973-1987 Fleetside trucks.


LED Tail Light Assemblies offer a complete solution for those street rod or original applications requiring complete replacement tail lights. A large number of complete assemblies come in stock appearing housings and also flush mounted units for Street Rod applications. Stock units look like the originals and mount like the originals, except that they will have LED lenses. Flush mounted units have no housing, just a tail light rim (bezel) and LED lens ready for mounting on any flat surface. Complete units are only available for 12 volt systems.

Continues...

The most recent of these complete tail light assemblies to become available are the 1933-1934 passenger car and 1935 Standard passenger car tail lights. In addition to LED tail lights, parking light LED solid state lenses and amber bulb LEDs are available for many car & truck 12 volt applications. One thing to note with LED lighting is that it has very little current draw on the electrical system. For this reason, if you run LEDs on the front and rear of your vintage vehicle, it will require an electronic flasher to operate the turn signals. Whether you are driving your vintage car or truck on a cross country trip or just a 50 mile tour with your local car club, the safety of LED tail lights will pay for itself many times over. You have probably already seen others that have made the LED conversion to their vintage vehicle. Next time you get the opportunity, follow one of them for a short distance. We guarantee you will be impressed with these bright, high visibility tail lights. They are a must-have item for your old car or truck! Related items: LED Bulbs, LED Conversion Kits, LED Tail Light Lenses, LED Complete & Flush Mounted Tail Light Assemblies, Sequential LED Tail Light Lenses, LED Parking Light Lenses, Electronic Turn Signal Flashers.

End.

FUNNIES & BLASTS FROM THE PAST



A girl asked, "Mom, can you help me find the lowest common denominator in this math problem?" "They haven't found it yet?" her mother replied. "I was looking for it when I was a kid."

- Bill Barker

TAPPET CLATTER CLASSIFIEDS

Ads will be posted for a minimum of three months (longer on a space-available basis). **Please notify the Tappet Clatter Editor at tappetclatter@outlook.com when your listing no longer needs to be published.**

WANTED

Passenger side Visor Bracket for **1936 Chevy**. Please contact Tom Taricco at (425) 503-1360 or tom@taricco.net.

1947-1954 Chevrolet Truck (3600) parts. Engine in good condition or rebuild, seat frame and other miscellaneous parts. rluche@yahoo.com

FOR SALE

1962 Impala Sport Coupe, 327 w/300hp, auto, ps, ac, digital dash, good condition. Asking 26k. Contact Dave Haddock, chevydave@gmail.com



I have a **red 1973 Corvette** that I am selling for a friend. It has new paint, new exhaust system, new radiator, tires are good, 350 ci with a 4-speed transmission, new battery... runs great... looks sharp. I have pictures I can email to you. Asking \$16,000. Please contact John Ziegler at (206) 949-5497 or email me at jtziggy@q.com

FREE transmission for a 1930, 1931, 1949 and 1957. Contact: Dick Olson at (425) 222-5798 or email rolson82@comcast.net

51-52 hardtop **tinted 2-piece windshield**. Asking \$50 or OBO. Contact Duane Rice at (425) 226-8434

Multiple Parts: Used **Fitz visor** —asking \$200; two stainless Tudor NOS rear **fender gravel guards** (left & right) - asking \$300; 1950 Chev **grill piece** with letters NOS—asking \$150. Contact Greg Nowak VCCA #58936 at (206) 914-9347

HELP WANTED

Request for referrals on body restoration work. My 1980 Chevy truck needs to be painted. They can contact my email, markshaw10.4@live.com. Thanks. Mark Shaw.

CLUB STORE NEWS



The Club Store features Puget Sound Region and National branded products. As we will not be having a General Meeting this month, but will be having the Northwest Meet in Packwood, there is no July special. However, I may bring the Large Trailer Decals to Packwood:

Club Store

<u>Item</u>	<u>Price</u>
Large Trailer Decals (w/bonus defective decal while they last)	\$15

Your Storekeeper,

Don Comstock #5882

(253) 863-0420 or chevyguy2@centurylink.net

End.

AT-A-GLANCE REFERENCES

Below are websites frequently visited by our club members:

GM Heritage Archive

The GM Heritage Archive has trained researchers available to assist with your research.. Request should be sent via email to gmmc@gm.com. The email should outline your information or visual media need and the intended use.

Web: <https://www.gm.com> > heritage > archive

Vintage Chevrolet Club of America - VCCA (National)

Roger James #06854 - President
Email: rogmaryj@usfamily.net
Web: <https://www.vcca.org>

Vintage Chevrolet Club of America - VCCA (District 3 Clubs)

Ed Gallagher #44216 - Director VCCA District 3
Email: merryeddy@gmail.com
Web: <http://www.vccacolumbiariverregion.org/>

Puget Sound Region

Bob Stamnes #11563 - Director
Email: rstamnes@yahoo.com
Web: <http://www.psrvcca.weebly.com>

Mt. Rainer Region

Betty Templeman #06302 - Director
Email: atbettyboop@gmail.com
Web: None

North Cascade Region

Jeanne Rogers #42337 - Director
Email: chevy6472@aol.com
Web: <http://www.ncrvcca.weebly.com/>

Columbia River Region

Bob Lynn #56426 - Director
Email: docblynn@outlook.com
Web: <http://www.vccacolumbiariverregion.org/>

Willamette Valley Region

Elyse Kassis #14861 - Director
Email: No listed
Web: <http://www.wvrcca.org/>

Miscellaneous

Gas stations with gas without ethanol

Web: <http://www.pure-gas.org/>