

THE TAPPET CLATTER



THE PUGET SOUND REGION VINTAGE CHEVROLET CLUB OF AMERICA

January 2019

Volume 52 Number 1

Where It All Started

By Dave Haddock

Think about it. Riding in the earliest automobiles was a bone-jarring experience. Not only were suspension systems crude by today's standards, but also roads were much more unforgiving. Roads were usually dirt and mud with deep ruts or staccato washboard. Cars had manual transmissions and no power steering. The possibility of drinking from a cup while driving or even just riding



may never have entered the consciousness of early touring parties. Liquids were kept tightly corked in a bottle, which was secured in the picnic basket until the car stopped and a blanket was spread out beside the road—on terra firma. With a little luck or planning, terra firma was a grassy meadow in the woods. What a joy!

But that bottle didn't keep the juice cold or the coffee hot and what if junior needed some nourishment to hold him over until the next stop? We've all experienced road trips with crying or screaming kids, right? The next evolution (a thermos bottle with a cookie tin) was portable enough to carry and access while driving so Mom could grab that cookie or sandwich for junior and maybe pour some hot coffee for herself. Cars and roads were a little better then but Dad was still driving and could not hold on to that cup for fear of hitting that pothole or encountering a sharp curve and ending up with a lap full of hot coffee!!

But by the mid-twentieth century, we started travelling a lot in our newer and more reliable cars!! The war was over and we had a little more money in our pockets. "See the USA in your Chevrolet", shouted the radio and magazine ads in 1950. Roads were vastly improved and we all wanted to visit Grandma across the state or plan a vacation to see one of our famous, scenic, and now accessible National Parks. But we were still struggling with how to enjoy food and drink while being whisked along to that new destination. Stopping at Joe's Diner in the next small town provided great, home-cooked meals but was expensive for many of us and always took too long.



(Continued on page 4)



1967 - Puget Sound Region VCCA - 2018



The Puget Sound Region of the Vintage Chevrolet Club of America (PS-VCCA) is dedicated to the preservation, restoration, fun and enjoyment of vintage Chevrolet cars and trucks. Members are not required to own a Chevrolet. Regional membership is open to all Chevrolet enthusiasts who are members of the **Vintage Chevrolet Club of America (VCCA)**. All Chevrolets from 1912 through 1993 may be registered with the Region.

General meetings are held on the 4th Monday of the month, except the 3rd Monday in May. No meetings are held in January, June, July, August, and December. Meetings are currently lunch meetings held at 11:30 am at the XXX Drive In, Issaquah, WA. You can learn more about the club by visiting the website where you can see color photos of previous tours, parts for sale, wanted, etc., and there is a link to view our monthly newsletter, "The Tappet Clatter."

You can find the PS-VCCA website on the **World Wide Web** at <http://psrvcca.weebly.com/>.

2018 Puget Sound Region Officers and Board

<u>Director</u>	Al Howe	chevyal@comcast.net
<u>Asst. Director</u>	Bill Barker	bill@barkerville.net
<u>Treasurer</u>	Sallie Comstock	salliecat@centurylink.net
<u>Secretary</u>	Diane Haddock	dianehaddock@gmail.com
<u>Activities</u>	Bill Damm	billdamm@msn.com
<u>Membership</u>	Donna Onat	donnaonat@juno.com
<u>Historian</u>	Dave Haddock	chevydave@gmail.com
<u>Club Store</u>	Don Hatley	dhatwaa@comcast.net
<u>Webmaster</u>	Ralf Luche	rluche@yahoo.com
<u>Asst. Webmaster</u>	Rod Schein	areshine@areshine.com
<u>Garage Nite</u>	Vacant	

Tappet Clatter Staff

<u>Editors</u>	Diane & Dave Haddock	tappetclatter@outlook.com
<u>Assistant Editor</u>	Donna Onat	donnaonat@juno.com
<u>Checkers</u>	Glenn & Judy Landguth	gklandguth@msn.com
	George Reich	gbreich@gmail.com
	Al Howe	chevyal@comcast.net
<u>Photographers</u>	Jim Seiber	sueandjim4069@comcast.net
	Dave Haddock	chevydave@gmail.com
	Evie Schein	areshine@areshine.com
<u>Glove Box</u>	Bob Stamnes	rstamnes@yahoo.com
<u>Safety Ditty</u>	Bill Damm	billdamm@msn.com

Publication Information

The deadline for receiving articles for the Tappet Clatter is normally by the **5th** of the month. The Editor reserves the right to edit material in any way as appropriate for wording, clarity, grammar, punctuation and available space. We can accept most electronic formats and hardcopy.

Email copy to tappetclatter@outlook.com

Director's Message

Al Howe



Director's Letter January 2019

I hope everyone had a wonderful Christmas with family and friends. It is always fun to celebrate with gifts and food this time of year with loved ones. It's also hard work preparing for all the festivities, so afterwards it's nice to relax a little. So when does my relax time start? I had all of my family home for Christmas this year, a real treat for me. Did anyone get a new vintage car for Christmas? I didn't.

The new year is upon us! What challenges lay ahead? What tours are we going on this year? This is the time to lay out your plans for the year. I plan on going to the Northwest Meet in Albany OR, the Four Cylinder Tour in McCall Idaho and maybe the Six Cylinder Tour. I also hope we have some day tours. Any reason to drive our vintage cars and visit with the nicest people ever works for me. If you have an idea for a tour please share it with Bill Damm or myself. We will be glad to work on it with you. If you know of an event/activity you would like see in the Tappet Clatter activities column, please let us know.

The Installation Banquet is January 26th at the Renton Technical College in Renton. Social hour is at 3pm, dinner at 5pm. Hope to see everyone there for some fun activity and a great dinner. The college will be much easier to find at 3 pm in the daylight rather than in the dark. Let us know if you like the earlier hours better or if you would like to go back to an evening dinner. We need your feedback for planning future banquets.

I can't believe how old people my age are!

Al Howe, Director

Web Links Of Interest

Colombia River Region, VCCA: <http://www.vccacolumbiariverregion.org/>

Mt. Rainier Region, VCCA: None

North Cascade Region, VCCA: <http://clubs.hemmings.com/northcascadevcca>

Puget Sound Region, VCCA: <http://psrvcca.weebly.com/>

Willamette Valley Region, VCCA: <http://www.wvrcca.org/>

Dave Folsom Blog, www.chev235guy.blogspot.com/

Gas stations without ethanol, <http://pure-gas.org/index.jsp?stateprov=WA>



And visit this site, <http://antiquecarnut.com/>, by and about Puget Sound Region member and long-time VCCA member Jim O'Conner. I enjoyed his story about his Honeymoon to Colorado and Pikes Peak in his 1952 Styleline found at <http://antiquecarnut.com/?cat=79>. Thanks for the great stories and pictures on your site Jim!!

It is a matter of common knowledge to those who ride in so-called pleasure cars that it is often unhandy for the occupants, especially if the car be at all crowded, to conveniently manage and hold liquid-filled containers, such as a cup full of coffee, glass full of water, beverage bottles, nursing bottles, and so on. True, I am aware that curb service attendants supply detachable door trays for use at road side restaurants; that it is not uncommon for certain types of automobiles and cars to have retractable and projectable shelves which are a permanent part of the car. Nevertheless, there is a definite need, I believe, for a suitable holder such as may be laid or placed upon the seat adjacent to the user, the same being of such construction that it will satisfactorily support articles of the kind above specified.

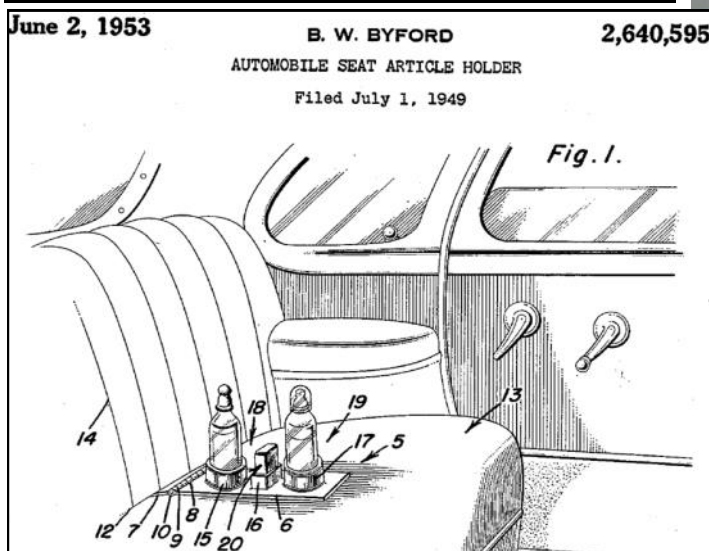
(Where It All Started, continued from page 1)

Two things were developed simultaneously in the 1950's that would change the landscape of the country and the interior of the automobile, forever.

The first was the invention and the development of the Drive In Restaurant. You would drive in to a parking spot, honk your horn or turn on your lights, roll down your window, and soon there would be hot food and cold beverages sitting on a tray that was supported by the body of your car and your window glass. This provided us with a great burger, french fries, and hot coffee or an ice cold coke with half the cost and about half the time of Joe's Diner.



The second was the development, at about the same time, of the automobile "cup holder". First patented in June 1953 as an "automobile seat article holder" to hold a baby's bottle and a pack of cigarettes on the back seat, it soon morphed into something in the front that would hold the driver's hot coffee.



In late 1954, Chevrolet debuted the "New Look, New Life, New Everything" 1955 Chevrolet with a V-8 engine, and yes, a cup holder!! Actually, two cup holders!! The 1955 Chevrolet had two shallow indentations for cups placed on the inside surface of the glove box door that were instantly available as soon as the glove box door was opened. Voila!! Used for thermos bottle coffee cups while driving and even as a place to put the passenger's cold coke while at the Drive In Restaurant, this design was adopted by most automobile manufacturers and used until around 1980.

These first cup holders were very useful, especially on the straight, new Interstate Highways being built everywhere in the late 50s and early 60's. But these were still not the cup holders consumers craved: if the car stopped or started suddenly, a coffee shower rained down. So back to the drawing board.

And for decades, the field lay fallow, overlooked by most auto designers. Improvements came in baby steps. Then, according to the internet (DRIVING; Forget Options. Where Do I Put My Coffee? By JEN DI-MASCIO, <https://www.nytimes.com/2002/07/19/travel/driving-forget-options-where-do-i-put-my-coffee.html>), along came two men. (story continued on Page 6)

Bill Damm's
SAFETY DITTY

Maybe it's the time
To buy a new car
From a Chevy dealer-
That's where they are.

All shiny bright,
And smelling brand new.
If you buy one now
It'll put a smile on you!

Drive it home
For all to see.
The neighbors will envy,
Oh, golly gee!

But be real careful.
Don't scratch the paint.
With the new bells and whistles
You'll have to acquaint.

Some new innovations
Can help be a survivor.
But the real key to safety
Is up to the driver.

Welcome to the New Year!

By David Gowan – Director, Area #3

Ring in the New Year! I love music....within bounds. Since I was a kid, standing beside my mother in church, where she helped me sound out parts for harmony, I have delighted in voice music. Here I am, some years back, presenting music with fellows I worked with. We've just come through a time of carols and Christmas music. The New Year offers hope and promise of good things to come. What more do we need to break into song? My wish for you is to sing and bring others along with you into this fun hobby.



Interesting Facts

Chevrolet has paced the Indianapolis 500 Race 29 times since 1911 and 17 years in a row starting in 2002, far more than any other brand. In addition, Chevrolet Corvettes have paced the Indianapolis 500 15 times; all have happened since 1978.



February Celebrations

ANNIVERSARIES

Dennis and Gerri Johnson	14
Jim Lewis and Linda Wheeler	14
George and Phyllis Kowats	22
George and Barbara Reich	29

BIRTHDAYS

Wally Martin	1
Don Boltz	1
Bill Barker	1
Kathy Currie	4

(Where It All Started, continued from page 4)


David Spykerman, who jokingly refers to himself as Mr. Cup Holder, is the engineering manager for advanced product development of Johnson Controls in Plymouth, Mich., a company that supplies auto interiors to General Motors. And Don Clark, a DaimlerChrysler engineer, is known throughout the industry by his own honorific, Cup Holder King.

They remember toying with versions of the cup holder in the early 1990's. They remember receiving more complaints about cup holders than about any other part of the automobile interior. They soon recognized that there was a market to be cultivated. The looming challenge was to somehow secure something like the 7-11 Big Gulp. The relationship between cup holders and the fast-food industry was seen as one of mutual dependence. "What I realized was there was some sort of emotional attachment between the consumer and the cup holder," Mr. Clark said.

In 1991, Chrysler tucked them into a sliding drawer. When the drawer was pulled out, it released spring-loaded stirrups that were supposed to hold the cup in place but sometimes launched coffee into space. Engineers continued to push the development in one of three different directions: to save space, to increase stability and to adjust to the size of the cup. But drivers criticized the industry's performance on each of these goals.

Mr. Clark wanted a holder that would fit cups large and small. Spurred by customer complaints, he visited fast-food restaurants and convenience stores, collecting every cup and can on the market. His diligence paid off: a cup holder that gripped everything from juice boxes to Big Gulps appeared in the 1996 Chrysler and Dodge minivans.

There were other great leaps forward. Mr. Spykerman of Johnson Controls discusses improvements made in the 1995 Lincoln Continental. In that model, Johnson introduced an innovative space-saving cup holder, one which could be smoothly folded out from a small compartment. To Mr. Spykerman, it was beauty in motion. "The deployment was so exquisite," he said.



Jump forward twenty years and cup holders continue as a challenge for design engineers and car makers. While the quality of cup holders has improved and many will hold both the 8 ounce coffee and the 32 ounce or larger Coca-Cola, the quantity of cup holders is still undecided. Is one cup holder for every passenger enough?? Apparently not! In 2018, Subaru unveiled the "all new" 2019 Ascent with not less than 19 cup holders. Six for the front seat passengers, eight for the middle seat passengers, and five for the rear seat passengers.

I don't know about you, but I am still left with only two hands and one brain. I have enough trouble trying to figure out which of our two cup holders has my plain, black coffee and which has Diane's coffee with cream and protein powder. I don't think I'll be buying an Ascent anytime soon!!



From the Glove Box



From the Glove Box is devoted to sharing technical information, technical problems and solutions to problems related to the restoration and preservation of vintage Chevrolets. Please share your knowledge, experiences and recommendations with your fellow members.

Call the Glove Box Coordinator, Bob Stamnes, at 206-365-1482, or email rstamnes@yahoo.com with your information.

Cloudy Headlight Lenses?

A friend recently suggested that I get new lenses for the parking lights on my van so it would look new again. Then I read an article in October 2018 *Auto Restorer* that said you could clean them to remove the buildup of oxidation. The process suggested is a detailing procedure, using CSI (Clearcoat Solutions, Inc) products, but since these are detailing products, other suppliers should work just fine.



The products involved are 1500 grit wet and dry sandpaper, CSI Detailer, and some CSI Ceram X Polish. The article described the process being used on the headlights of a 2006 Corvette with great success. First wipe the lenses clean, apply some CSI detailer for lubrication,

then using the 1500 grit micro-fine sandpaper abrade the oxidation off the surface. Go light on the pressure. Fine steel wool will apparently work also. This step would be considered complete when the lens is uniformly cleaned, but remains somewhat hazy. Although hazy, it should be better than when you started.

Now buff with CSI polish. They discuss some tricks that may also apply to other projects, like applying the polish to the center of the sheepskin buffer pad so it won't fly around, holding the buffer at a slight angle and keep the speed down, moving the buffer uniformly across the entire lens without concentrating on any one spot which could distort the lens from the heat.

I might also suggest protecting the area around the lens.

Finally, remove the haze and apply another coat of detailer. Lenses should be bright as new. CSI products can be found on [Amazon.com](https://www.amazon.com).

Thank you

Bob Stamnes





**PUGET SOUND VCCA
2019 Banquet
Saturday, January 26th**



- This year's dinner will be buffet style
- Water and Coffee will be provided
- If you want soft drinks, beer or wine, you must **bring your own**.
- **When you arrive, you must give your beer or wine to the bartender. It will be labeled for you and served to you as desired. No Hard Liquor allowed.**

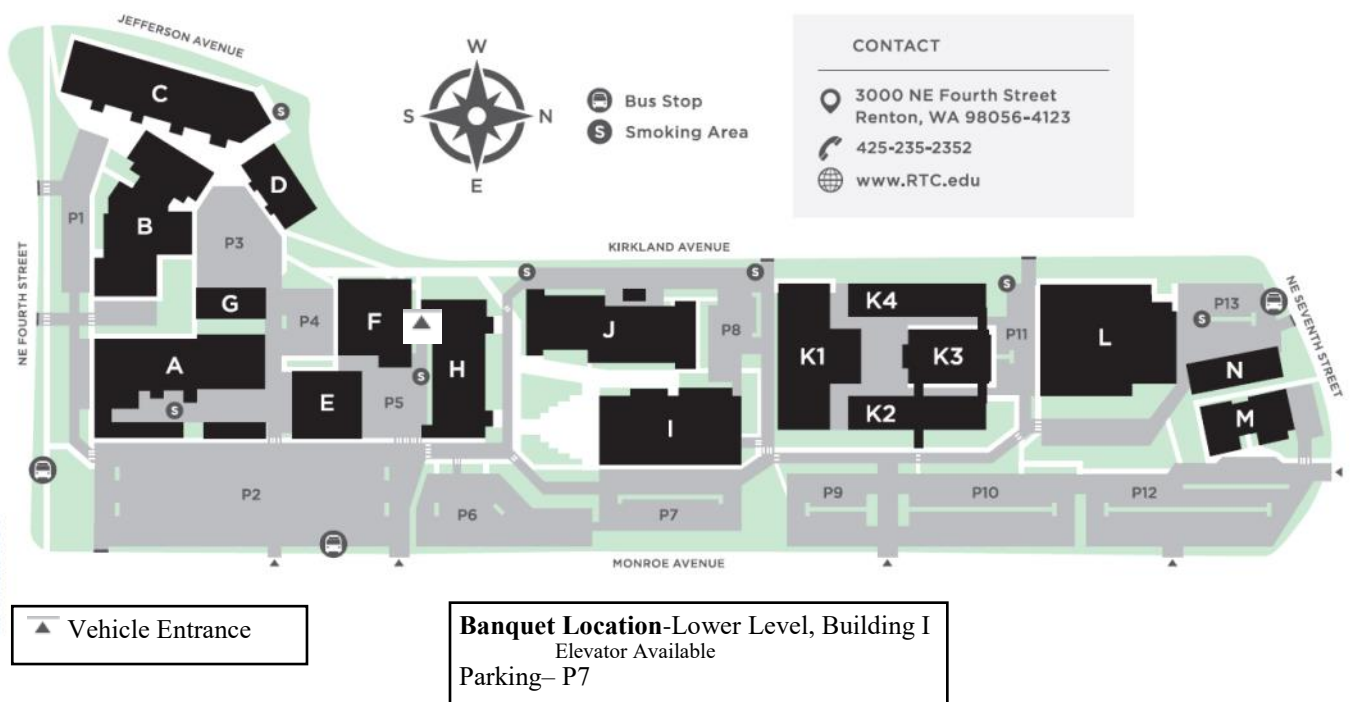
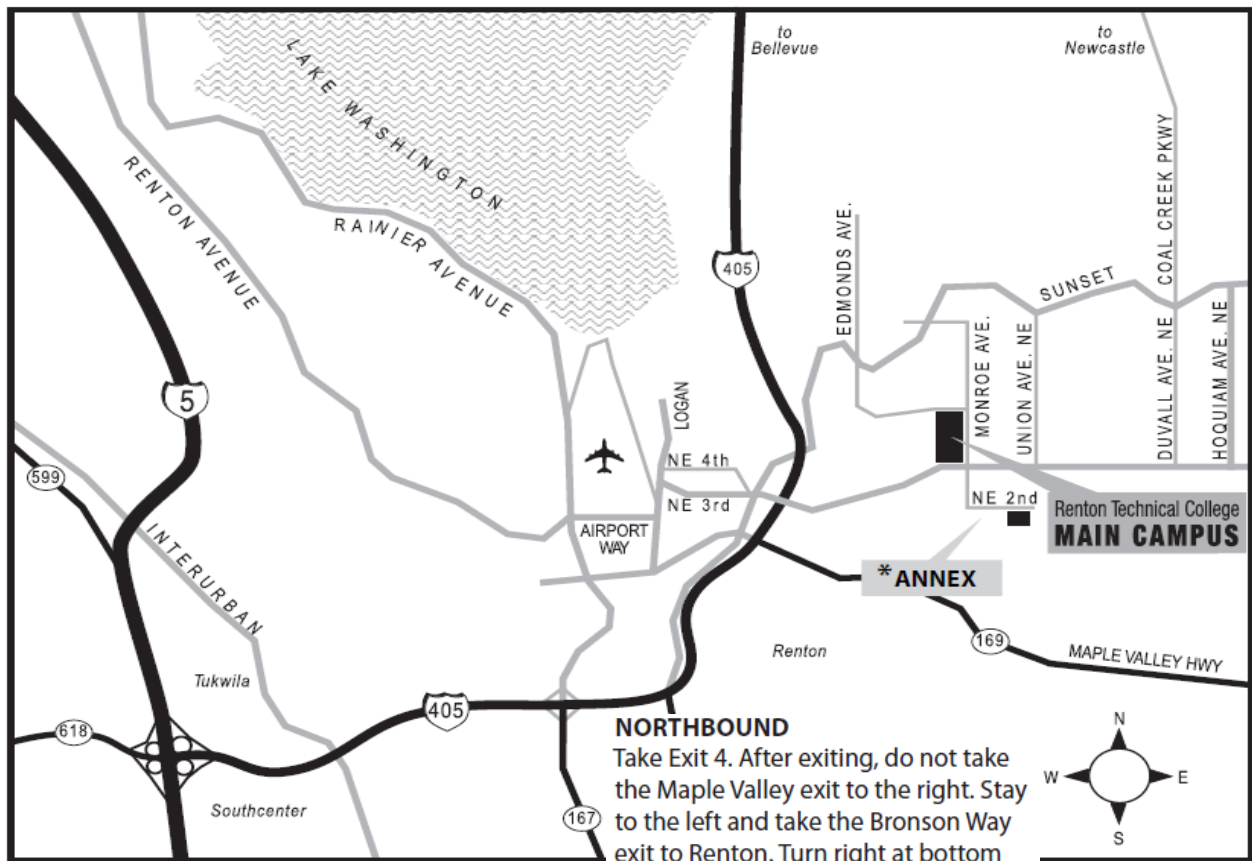
Doors will open at 3PM
Social Hour 3 to 4
Fun Activity 4 to 5
Dinner 5 to 6
Awards and New Officer Installation 6 to 7

All reservations must be made by January 13
call Jim Seiber 425-765-8195

Entrée Choices:

Chicken Marsala, \$24 Salmon with Dill Glaze, \$ 29 House-made Meat Lasagna, \$ 24

Directions and Map on Page 9



TAPPET CLATTER *Classifieds*

Ads will be posted for a minimum of three months (longer on a space-available basis). Please notify the Tappet Clatter Editor at tappetclatter@outlook.com when your listing no longer needs to be published.

FOR SALE

1936 complete good running engine. \$350 Dick Olson

1951 Chevy Styleline Deluxe with PowerGlide Transmission. Recently restored with new: gas tank, fuel line, fuel pump, vacuum pump, water pump, manifold gasket, flange gasket, valve cover gasket, oil line hoses, master cylinder, all wheel cylinders, brake springs, carb kit, battery, plugs, wires, distributor cap, rotor, condenser, coil. Extensive clean-up & minor repairs. On the road, registered with WA State Collector plate. Asking \$8,000. Contact Doxie Davis doxiedavis@gmail.com. Send me an email for pictures.

1926 Chevrolet Coupe. Engine rebuilt, transmission rebuilt, rear end gears checked and look good, new battery, new rear axle seals and bearings, new woven brake lining, good tires. Great radiator shell and radiator appears to be new. Car is very complete and he has had it running. Body wood rebuilt but needs some fine tuning. Nearly \$7000 into it, Asking \$3,250. Contact Dotti

1966 Buick. Great condition w/435 engine. New interior and paint. Asking \$13,995, down from about \$17,000. Very nice car and very low mileage. Contact Dotti

1962 Chevrolet Impala sport sedan. \$6,500. Contact Jim Seiber seiberphoto@comcast.net.

2006 Chevy Impala SS. 68,000 miles, 5.3 Liter-303 Hp LS4, Sport Red, All of the SS performance and luxury features, very nice sporty sedan. Asking \$7,499. Contact Dave Haddock chevydave@gmail.com.

1930 Chev sport roadster. New restoration. \$25K Dick Olson

1926 Chevrolet Touring. Excellent condition, new battery, top and side curtains replaced recently. Also a trailer to move the Chevy (Tommy, aluminum, 14' bed dual axle). \$19,000 for the car, \$3,500 for the trailer. Frank Arms, frank4consult@gmail.com. Send me an email for pictures.

1947-55 Chevy Suburban-Pickup-Panel Parts. Assorted parts, large and small. Good variety. Few GMC. Trim- interior/exterior/cab, radios, heaters, lights, stainless, seats, rubber just to name a few examples. Some partials. Email your request to ednoble@whidbeyisland.com. Parts are in storage. Ed Nobel.

1957 Chevy BelAir 4 Dr Sedan. 283 PP 4BBL. 1 owner car. Completely stock inside and out. Canyon Coral/White. \$15K.

WANTED

One 4:75 X 19 inch Whitewall tire in good condition. Dick Olson.

FREE

Mid-thirties Chevy truck chassis: frame, rear end, leaf springs, wheels, tires. Call Dale Sharp



2019 Activities

January	26	Installation Banquet. See details on page 8.
February	25	PS-VCCA General Meeting, XXX Drive In, Issaquah
March	25	PS-VCCA General Meeting, XXX Drive In, Issaquah
April	22	PS-VCCA General Meeting, XXX Drive In, Issaquah
May	17	Ballard Parade
May	18-19	Monroe Swap Meet, Fairgrounds, Monroe, WA
May	20	PS-VCCA General Meeting, XXX Drive In, Issaquah

Note: XXX Drive In Meetings begin at 11:30 AM, social time starts at 11 AM. Food/drink purchase optional.