

THE TAPPET CLATTER



THE PUGET SOUND REGION VINTAGE CHEVROLET CLUB OF AMERICA

February 2020

Volume 53, Number 2

Snow Adventures in the '40

By Rod & Evie Schein

As this week's snow happened, I thought I could write about my winter adventures driving over Snoqualmie Pass on US Highway 10, the Sunset Highway, in my '40 Chev between 1967 to 1970. I was working as an Electrical Engineer at the N-Reactor on the Hanford Project. I drove many times between Richland and Seattle, sometimes almost every weekend. I had chosen to keep and maintain my '40 business coupe instead of buying a '60s muscle car as many of my peers were doing. By that time I had become attached to my '40 and enjoyed having a vintage form of transportation. I had purchased the car from Ida Ruppert, my mother's longtime friend, in 1962 with about 63,000 miles on the odometer.



1940 Chev, 85,000 miles, at Cedar Stump on old Highway 99



Installing the overhauled 216 Engine at 97,512 miles.
My Dad and brother helping, June 1967

I had the 216 engine rebuilt in June of 1967 just before I headed to Hanford. (This engine is now on display in my garage and was taken apart, mic'ed and put back together in record time by Dave Folsom at a Garage nite in June 2012.)

On one of my snow trips over the pass, the snow was filling the sky. By the time I reached the pass after leaving work, it was dark and no west-bound cars to follow. My windshield wipers couldn't keep up with the snow and my view through the windshield became smaller and smaller. I would then roll down the window and use my long-handled squeegee to clear the window.

(Continued on p. 4)



1967 - Puget Sound Region VCCA - 2020



The Puget Sound Region of the Vintage Chevrolet Club of America (PS-VCCA) is dedicated to the preservation, restoration, fun and enjoyment of vintage Chevrolet cars and trucks. Members are not required to own a Chevrolet. Regional membership is open to all Chevrolet enthusiasts who are members of the Vintage Chevrolet Club of America (VCCA). All Chevrolets from 1912 through 1993 may be registered with the Region.

General meetings are held on the 4th Monday of the month, except the 3rd Monday in May. No meetings are held in January and December. Meetings are currently lunch meetings held at 11:45 am at the XXX Drive-In, 98 NE Gilman Blvd, Issaquah, WA. You can learn more about the club by visiting the website where you can see color photos of previous tours, parts for sale, wanted, etc., and there is a link to view our monthly newsletter, "The Tappet Clatter."

You can find the PS-VCCA website here on the *World Wide Web*

Press this button

2020 Puget Sound Region Officers and Board

<u>Director</u>	Jim Seiber	sueandjim4069@comcast.net
<u>Asst. Director</u>	Bill Barker	bill@barkerville.net
<u>Treasurer</u>	Sallie Comstock	salliecat@centurylink.net
<u>Secretary</u>	Diane Haddock	dianehaddock@gmail.com
<u>Activities</u>	Al Howe	chevyal@comcast.net
<u>Membership</u>	Donna Onat	donnaonat@juno.com
<u>Historian</u>	Vacant	
<u>Club Store</u>	Don Hatley	dhatwaa@comcast.net
<u>Webmaster</u>	Ralf Luche	rluche@yahoo.com
<u>Asst. Webmaster</u>	Rod Schein	areshine@areshine.com
<u>Garage Nite</u>	Vacant	

2020 Tappet Clatter Staff

<u>Editors</u>	Dave & Diane Haddock	appetclatter@outlook.com
<u>Assistant Editor</u>	Donna Onat	donnaonat@juno.com
<u>Checkers</u>	Marilyn Campbell	57soup@comcast.net
	George Reich	gbreich@gmail.com
	Al Howe	chevyal@comcast.net
<u>Photographers</u>	Jim Seiber	sueandjim4069@comcast.net
	Dave Haddock	chevydave@gmail.com
	Evie Schein	areshine@areshine.com
<u>Glove Box</u>	Vacant	
<u>Safety Ditty</u>	Bill Damm	billdamm@msn.com

Publication Information

The deadline for receiving articles for the Tappet Clatter is normally by the **5th** of the month. The Editor reserves the right to edit material in any way as appropriate for wording, clarity, grammar, punctuation and available space. We can accept most electronic formats and hardcopy.

Email copy to tappetclatter@outlook.com

DRINKING DRIVERS

Director's Message

From Jim Seiber



Director's Message February 2020

I want to share my vision for goals to accomplish as a club. The first priority is to pull together the details of the 2020 NW Meet. The Puget Sound Region is hosting this annual event, taking our turn in the rotation of hosting responsibilities. We chose Ellensburg as a place we could gather with fellow Chevrolet restoration enthusiasts. To have a successful Meet it will take the efforts of a good number of members. This will allow everyone to enjoy the experience. Please find a place where you can fit in to the opportunities available.

We need to look at the structure of our club activities and duties. How do things get done in an efficient manner? Is it time to evaluate the way we do the Tappet Clatter? Do we need to look at our dues and what are the costs needed to run the club?

What do new members need? We have a great roster of members, with all kinds of skills. Don't hesitate to ask for help or advice. I think there are too many names and faces I don't know. How do we meet the needs of new members? Our monthly meetings, starting February 24th, will provide more highly informative programs presented by Bill Barker. Bill invests a great deal of time gathering the latest information in automotive restoration practice.

At our January Banquet, I presented Al Howe with a recognition award for his service as Director and Assistant Director over the past 12 years. In my review of past club activities it seems that Al's name appeared in many places. Al will continue to serve the interests of vintage Chevrolet activities for many years to come.

Jim Seiber, Director

FEBRUARY MEETING

Welcome to the new year. We are going to kick off our meeting "presentations" with a triple banger. The first topic will be a short follow-on about why "Chev Duramax trucks" have two batteries. We now have the answers. Secondly, something that most of us don't ever think about: "summer rubber tires versus winter rubber tires". And lastly, a really interesting (and scary) topic linked to your safety - "Bump Keys". While I'll discuss their use on home doors, they can also be used on vintage automotive ignition and door locks. Bring your questions and ideas for future meetings.

Bill Barker, Asst. Director

Web Links Of Interest

Colombia River Region, VCCA: <http://www.vccacolumbiariverregion.org/>

Mt. Rainier Region, VCCA: None

North Cascade Region, VCCA: <http://clubs.hemmings.com/northcascadevcca>

Puget Sound Region, VCCA: <https://psrvcca.weebly.com/>

Willamette Valley Region, VCCA: <http://www.wvrcca.org/>

Dave Folsom Blog, www.chev235guy.blogspot.com/

Gas stations without ethanol, <http://pure-gas.org/index.jsp?stateprov=WA>



ENHANCE THEIR

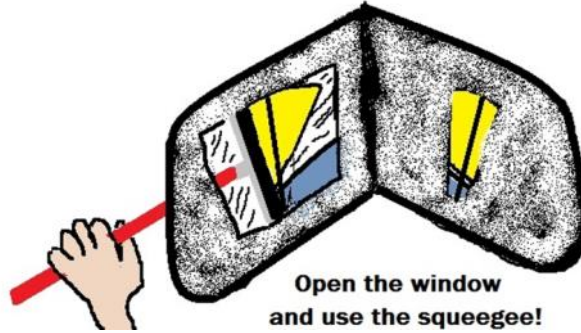


Driving in snow at night



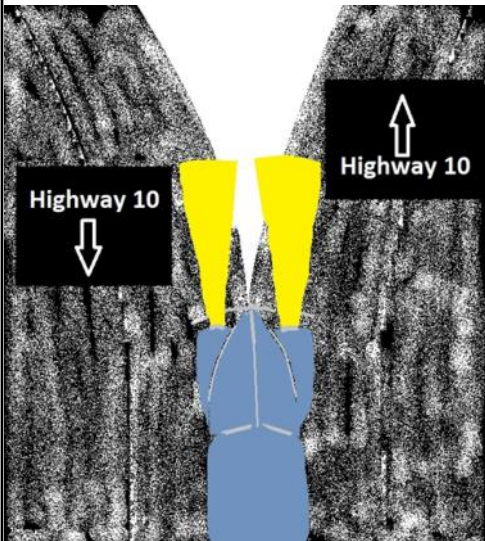
Wipers not keeping up

Snow Adventures
(continued from p.1)



Open the window
and use the squeegee!

This was a cold operation and the inside of the car took a while to warm up with my homemade heater. I needed to drive with low beam headlamps to minimize the reflection from the snow-filled air. Somewhere after the Easton hill the old four lane Highway 10 split into westbound and eastbound highways. All of the guard rails were covered by snowplowed snow and where the two roadways split apart, the snow plows had left a wedge of snow several feet high. As I traveled westward, I came to this place and with the limited visibility I couldn't tell where the boundaries of the highway were. Suddenly I was heading straight for this wedge of snow. In the snowy darkness, it looked like the bow of the Titanic!



I was traveling at a slow speed but there was not enough time or traction to change course. I made a direct hit on the point of the snow and came to a stop. I got out and surveyed the result. No damage to the front, but when I opened the hood, the space between the grille and radiator was jam packed with snow. It was a cold job removing the snow by hand. I thought if I left it in, I would not have cooling and overheat the engine climbing the pass. The rest of the trip was slow but uneventful and I was glad to arrive at my parents' home in Seattle, out of the weather.

The '40 was my daily driver until 1981 when it was parked in our garage, 185,686 miles on the odometer. At the encouragement of my son, Andrew, we started its restoration in 1999. Today it has 198,308 miles on the odometer. We always have a lot of fun taking it for a drive, when it's not snowing!



Photo by Dave White

190,984 miles
May 17, 2009

CHANCE

Club 2020 Meeting Times at the XXX Drive In

Feb 24 11 am

Mar 23 11 am

Apr 27 11 am

May 18 11 am

Aug 24 5 pm

Sep 28 11 am

Oct 26 11 am

Nov 23 11 am

NOTE: These are the times that are reserved for us. They are NOT our meeting starting times. As has been our practice, arrive anytime after 11 am and the meetings will start at 11:30 am. Buy some lunch if you wish to but purchases are not required.

January 2020 Banquet

By Jim Seiber

The 2020 Vintage Chevrolet Club Installation Banquet was held January 25th at the Culinary Arts Program private dining room at Renton Technical College. The evening opened with arrival of 42 members many of whom took advantage of the bartender to manage the wine they brought as they socialized and enjoyed catching up with Chevy friends. Bill Barker introduced the entertainment of five different games to challenge each table's memory in various categories. Table teams named themselves and came up with their best guesses. The instrumental sound clip "You Must Have Been a Beautiful Baby" was tough for nearly all of the tables! Bill hopefully exhausted the repertoire of bad jokes. Food was ample and delicious with entrees of chicken, salmon, and lasagna supported by selections of salad, roasted veggies, and two cakes, one chocolate and one traditional carrot cake.

Members' newly updated 2020 Club Roster was distributed as folks arrived. Thanks go to John Strampher and Donna Onat for coordinating this process. Al Howe gave a certificate of appreciation he had made to Club officers from the past year. Al presented the Director's Award to Don and Sallie Comstock for their ongoing support of a multitude of Club activities. Jim Seiber presented Al with a bow tie plaque in recognition of his past 12 years of consecutive service as Director and Assistant Director. Don Comstock gave a brief report on the NW Meet updating us on the progress being made. Lots of food, conversation, information, and laughter best sums it up!

Jim provided the following from the 1983 banquet. What a fun event it must have been!

"Just a bit of Club history. In 1983 the Club Banquet was hosted by Carol Folsom on January 22nd at the Pine Lake Community Club. The menu included, salad bar, roast pork or chicken breast, rice, veggies, rolls and butter, homemade pie and ice cream for dessert. Cost was \$6.00 for adults; \$3.00 for children. Vintage clothing was optional."

A note: In checking the availability of RTC for next year's banquet, there are no Saturdays available in January.

(Photos on P. 8, 9, & 10)

TO HIGBALL HOME

**Bill Damm's
SAFETY DITTY**

The nights are getting shorter
While the days are getting longer.
The urge to drive our classics
Is getting stronger and stronger.

So it depends on the weather,
If it ever dries out.
So we can go for a drive
Either close by, or out and about.

If we go out between the storms
And get caught in the rain,
The wet road will get our car dirty
Making the polishing all in vain.

If we chance a winter drive
There might be rain to drive through.
And if we're running late
There could be darkness upon us too.

So before we get caught
In the rain or the night,
We need to make sure
That all the bulbs light.

Be sure that the wipers wipe
And that the tires have enough air;
That they have plenty of tread
And aren't going bald or bare.

Need to check that insurance
And the tabs haven't expired.
Also be sure we are safe to drive
All well rested and not too tired.

EXCLUSIVE TIRE DISCOUNT for CLUB MEMBERS

I recently had some new tires installed at Discount Tire, 361 S. Grady Way, Renton. While talking with the manger, Tom Lincoln, he offered our club a deal that will only be available at his store. You can buy any tire that he has in stock, or that he can order, for 10% below the listed price. This includes vintage tires. Additionally instead of the \$19.50 fee for Mounting and Balancing per tire, he will only charge \$9.50 per tire. Again, this is only available at the S. Grady Way store. Call 425-228-1173 and ask for TOM LINCOLN and if he's not available, leave your name and number. He has hundreds of tires in stock and can also order nearly anything else that you need. Normal delivery time is 3-5 days, although my "specialty" Corvette tires arrived in 14 days. I was extremely happy with the care and attention that his shop guys did on my car. Example: Before jacking up one side to remove the tires, they popped opened the hood, deck lid, and both doors so that none would risk being sprung during the lopsided elevation. Now THAT'S attention to detail. -- Bill Barker



This guy might need new tires from Discount Tire very soon!!

Editor

March Celebrations

ANNIVERSARIES

Betty & Dave Roberts	6
Gisela & Dick Jones	9
Diane & Dave Haddock	17
Florence & Bob Helgeson	27
Sue & Jim Seiber	29
Kathy & Al Howe	30

BIRTHDAYS

Jill Anderson	1
Matt Dickinson	4
Dave Haddock	14
Evie Schein	15
John Ziegler	20
Jerry Yoder	21
Gary Barquist	28
Lynn Boltz & Jake Ziegler	30

From the Glove Box



From the Glove Box is devoted to sharing technical information, technical problems and solutions to problems related to the restoration and preservation of vintage Chevrolets. Please share your knowledge, experiences and recommendations with your fellow members.

All of us are the Glove Box Coordinators this year. Share your information, experience, and tips with others by emailing the editor at tappetclatter@outlook.com.

Study Shows Top Tier Gasoline Worth the Extra Price

By Jeff S. Bartlett, Consumer Reports web page

Location and price drive gasoline sales, according to a 2016 survey by the American Automobile Association (AAA). But an extensive study also conducted by AAA, reveals that consumers would be wise to factor the quality of the gasoline in their purchase decision. Using an independent engine testing lab that specializes in fuel analysis, AAA sought to answer the question: Is “Top Tier” gasoline worth the price? The short answer is YES.

What Is Top Tier Gas? Gasoline is essentially a shared commodity, often stored in common containers until it is purchased by a major retailer. After that, the retailer treats the gas with a specific additive, thereby giving the fuel its brand identity. But are these additives just a dosage of marketing hype?

Top Tier gasoline was developed in 2004 to go beyond the minimum standard for detergent additives to better protect increasingly sophisticated engines from carbon buildup and deposits on the intake valves—which can result in a rough idle, acceleration hesitation, knocking/pinging, and reduced fuel economy. Over the past 20 years, engines have become far more precise, operating under tighter tolerances and at higher compression ratios, while targeting cleaner emissions and improved fuel economy. To achieve these goals, eight automakers—Audi, BMW, Fiat Chrysler Automobiles, General Motors, Honda, Mercedes-Benz, Toyota, and Volkswagen—have united in support of Top Tier gas, specifically recommending it to their owners with the goal of preserving their engines’ original performance and emissions over time. Keeping things simple for consumers, when a participating retailer sells Top Tier fuel, all octane grades from regular to premium gasoline and diesel must adhere to the Top Tier standards. So, it is not necessary for drivers to upgrade to premium to gain the cleansing benefits.

The Top Tier Retailers


76, Aloha Petroleum, Amoco, ARCO, Beacon, BP, Breakaway, Break Time, Cenex, Chevron, CITGO, Conoco, Costco, CountryMark, Diamond Shamrock, Entec, Esso, Express Mart, Exxon, Fast Fuel, HFN, Hele, Holiday, Kwik Star, Irving, Kirkland Signature, Kwik Star, Kwik Trip, Marathon, Metro Petro, MFA, Mobil, Ohana Fuels, Phillips 66, PUMA, QT, Quik Trip, Road Ranger, Shamrock, Shell, Sinclair, Sunoco, SuperAmerica, SuperFuels, Texaco, Valero, Value America, Wow, and Win Win.



Intake valve comparison showing a new valve compared to the results from the 100-hour engine test.
PHOTO: AAA

IN AN AMBULANCE!

Photos by Evie & Rod Schein



Burma Shave



Photos by Bob Helgeson

Photos by Bob Helgeson



TAPPET CLATTER *Classifieds*

Ads will be posted for a minimum of three months (longer on a space-available basis). Please notify the Tappet Clatter Editor at tappetclatter@outlook.com when your listing no longer needs to be published.

FOR SALE

1931 Convertible Cabriolet \$7,000 plus 47 year accumulation of parts and accessories, needs wood kit. Four 1932-33 Chevrolet accessory wire wheels, sandblasted Kelsey Hayes bent spoke \$400, 1925 fenders \$25 to \$75 each. Contact Roger Orness .orness@comcast.net.

1940 Chevrolet Coupe maroon; 1923 CAD Sedan, power steering and overdrive; 1934 PAC Coupe w/ rumble seat; 1936 Ford Business Coupe; 1932 Chevrolet Five Passenger Coupe; 1930 Model A Roadster; 1930 Model A Vicky. All cars restored, repainted, rechromed, and rebuilt engines. Paul Pearman,

1936 STANDARD five-lug artillery wheels with 17 inch tires. Four for \$100. Dick Olson

1930 Chev sport roadster. New restoration. **PRICE REDUCED!!** \$18K Dick Olson

1926 Chevrolet Touring. Excellent condition, new battery, top and side curtains replaced recently. Also a trailer to move the Chevy (Tommy, aluminum, 14' bed dual axle). \$19,000 for the car, \$3,500 for the trailer. Frank Arms, frank4consult@gmail.com, Send me an email for pictures.

1947-55 Chevy Suburban-Pickup-Panel Parts. Assorted parts, large and small. Good variety. Few GMC. Trim- interior/exterior/cab, radios, heaters, lights, stainless, seats, rubber just to name a few examples. Some partials. Email your request to ednoble@whidbeyisland.com. Parts are in storage. Ed Nobel.

WANTED

Rear bumper guards for a '49 Chevy car, a **front bumper guard cross bar, hood emblem and jet plane** for a '51 Chevy car, all in good driver quality. Don Comstock

18-inch wire wheels for a 1932 Chevy. Contact Ken Scott.

One 4:75 X 19 inch Whitewall tire in good condition. Dick Olson.

FREE

Mid-thirties Chevy truck chassis: frame, rear end, leaf springs, wheels, tires. Call Dale Sharp 206-730-7619



2020 Activities

February	24	PS-VCCA General Meeting, XXX Drive-In, Issaquah
March	23	PS-VCCA General Meeting, XXX Drive-In, Issaquah
April	27	PS-VCCA General Meeting, XXX Drive-In, Issaquah
May	3	May Breakfast Tour (Pending)
May	18	PS-VCCA General Meeting, XXX Drive-In, Issaquah
June	21-25	4-Cylinder Tour, Minnesota
July	4	Fourth of July Picnic (Pending)
July	15-18	Northwest Meet, Ellensburg, Washington

Note: XXX Drive-In Meetings normally begin at 11:30 AM; social time starts at 11 AM. Food/drink purchase optional. Address: 98 Gilman Blvd, Issaquah, Washington.