

THE TAPPET  **CLATTER**
Founded 1967

PUGET SOUND REGION VINTAGE CHEVROLET CLUB OF AMERICA


April 2024

Volume 57, Number 04




April
IN THE PACIFIC NORTHWEST





1967 - Puget Sound Region VCCA



The Puget Sound Region of the Vintage Chevrolet Club of America (PSR-VCCA) is dedicated to the preservation, restoration, fun and enjoyment of vintage Chevrolet cars and trucks. Members are not required to own a Chevrolet. Regional membership is open to all Chevrolet enthusiasts who are members of the Vintage Chevrolet Club of America (VCCA). **All Chevrolets 25 years or older may be registered with the Region.**

Unless otherwise posted, Hybrid "In-person and ZOOM" General Meetings are temporarily held on the 2nd Saturday of the month. The Meeting will begin at 10:30 am from Kent Sullivan's garage or adjacent meeting room located at 6408 125th Ave. NE, Kirkland, WA 98033 (Pending COVID restrictions) until further notice. ZOOM information will be sent via e-mail broadcast to all members prior to the Meeting. **General Meetings are not held in January, July, August and December.**

You can learn more about our Club by visiting our website where you can see color photos of previous tours, cars for sale, parts for sale, wanted, etc., and there is a link to view our monthly newsletter "Tappet Clatter". You can find the PSR-VCCA website here on the World Wide Web:

[Click Here](#)

2024 Puget Sound Region Officers and Board

<u>Director</u>	Bob Stamnes	rstamnes@yahoo.com
<u>Asst. Director</u>	Rod Schein	areshine@areshine.com
<u>Treasurer</u>	Sallie Comstock	salliecat@centurylink.net
<u>Secretary</u>	MG Stamnes	mgstamnes@yahoo.com
<u>Activities</u>	John Valiton	jervaliton@gmail.com
<u>Membership</u>	Donna Onat	donnaonat@juno.com
<u>Historian</u>	Vacant	
<u>Club Store</u>	Don Comstock	Chevyguy2@centurylink.net
<u>Webmaster</u>	Ralf Luche	rluche@yahoo.com
<u>Asst. Webmaster</u>	Rod Schein	areshine@areshine.com
<u>Garage Nite</u>	Vacant	

2023 Tappet Clatter Staff

<u>Editor</u>	Tom Taricco	tappetclatter@outlook.com or tom@taricco.net
<u>Assistant Editor</u>	Dave Haddock	chevydave@gmail.com
<u>Checkers</u>	Marilyn Campbell Donna Onat	57soup@comcast.net donnaonat@juno.com

Publication Information

The **deadline** for receiving articles for Tappet Clatter is the **25th of the previous month**; that is for example, articles for the April publication must've been received no later than March 25th. The Editor Team reserves the right to edit material in any way as appropriate for wording, clarity, grammar, punctuation and available space. We can accept most electronic formats. and hardcopy; however, prefer all photos sent in JPEG format. Please submit proposed articles and photos by e-mail to: tappetclatter@outlook.com



PSR Director's Message



March Meeting

We did it again! It was so nice to see so many members attending our in-person meeting and visiting and socializing. I am sure the program with Dennis Johnson discussing his and Gerri's 1920 FB was a big draw. Great car! Thanks to Rod and Dennis for doing this. Very informative for all members.

Tour Opportunities

Spring is here, and it is time to get those great old cars out on the road. MG and I visited the University of Washington to see the cherry trees in full bloom today, and then walked through the Arboretum to see more blossoms there. I bet Lake Washington Boulevard would be nice right now too.

Military Museum Tour, April 17th

John and Donna have arranged a tour of the McChord Air History Museum. We will all meet at Jack's BBQ, in Lakewood for lunch at 11:30. Should be very interesting. Contact: John Valiton.

May 17th Ballard Parade & Tour with Car Show at Ida Culver Retirement Center,

It will be in the late afternoon. Those of you who are not scheduled to work at the Monroe Swap Meet, please join us. It is always great fun.

Contact: Rod Schein, email: areshine@arshine.com

Monroe Swap Meet Volunteers

Monroe Swap Meet May 17th to 19th

Thanks to the great effort of Tom Taricco and all of you who volunteered, we have filled all spaces. This is the PSR fundraiser of the year. Thanks you!

NW Meet 2024 at The Dalles,

Registration is now available at <https://vccacolumbiariverregion.org/>

Deadline for Registration is May 1st.

Website: <https://vccacolumbiariverregion.org/>

NOTE: There is no judging fee of \$30 for Personalized Class, which allows modified vehicles to be judged.

This is a change from the Registration form..

2025 NW Meet

I commend the Phase 3 2025 NW Meet Committee for all their great efforts in trying to pin down a location for this event. This has been a learning experience for many of us. Reaching a satisfactory contractual agreement with the first site/property proved to be out of reach. We could not accept certain terms, conditions & penalties. The committee is now in the process of negotiations with our fallback site/property. Great Thanks to Dave Haddock, Bob Reller, Don Comstock and Tom Taricco, as well as the committee advisors, Bill Barker and Ken Scott for their hard work and persistence.

Lets keep those great old cars rolling!!!

Bob Stamnes #11563
Director, PSR-VCCA

End.



Area 3 Director's Message



Spring has Sprung! For us car people, this means club tours and being able, some days, to paint outside! This will be a fun year for VCCA. Besides our touring, we'll have a number of Swap Meets to search for needed parts and a NW Meet in The Dalles, Oregon. Here's my NW Meet plug #2, think judging. Bruce DeFord, Jr. is organizing judging for the meet. On the meet registration form is detailed information where you can sign up if you want your car or truck judged.

Please feel free to send me a note or corral your Director with any ideas to make our clubs better. Ideas are welcomed, even ones that may have been tried in the past. For example, there is a suggestion to change the typical protocol for lining up cars by age for tours, putting the oldest cars in the front. As I understand the suggestion, older cars would be in the back in smaller groupings, recognizing the speeds on some tour routes. Seems like it's worth looking into.

So, here's to VCCA friendships and sunny days!

Ed Gallagher #44216
Director, VCCA Area 3

End.

March 2024 General Meeting Minutes

On March 9, 2024, Bob Stamnes, PSR director, called the meeting to order at 10:30. Nineteen members were present at Kent Sullivan's, and five joined the meeting via Zoom. Bob was pleased to see so many members and expressed his thanks.

Minutes--The minutes for the January 20, 2024 and February 10, 2024 general meetings were approved as published in the Tappet Clatter.

Membership--Donna Onat had talked with John Strampher and informed us that John's recent tests showed that he was cancer-free. The members applauded this wonderful news and wish John continued good health.

Activities--John Valiton and Donna Cowan shared information on our next tour on April 17th. The tour destination is McChord Air Base History Museum. We will meet at Jack's BBQ in Lakewood at 11:30 and then travel to the base at 12:30. An enhanced driver's license or a current Passport plus proof of car registration and insurance are needed to obtain a visitor's pass. Thank you, John and Donna, for planning this event.

Treasurer--Sallie Comstock reported on our treasury status including a deposit of \$163 from proceeds on sale of items from the Club Store (thanks Don Comstock) and a \$50 payment to Dot Ziegler for the PSR Auction Basket for the 2024 NW Meet.

New Business--Bill Barker informed the group that Burgermaster will be reopening the XXX. No information yet on the date, but many members expressed their hopes that car clubs, including PSR-VCCA, will be able to meet at the restaurant again. Bill, also, shared information on his study of our non-profit status. The major finding was that "There is no such limit of \$10,000 that the Puget Sound Region is beholden to in order to retain our non-profit status."

Editor--Tom Taricco said ads for sale and for wanted items would be appreciated for the Tappet Clatter. Also, as the PSR lead for the **Monroe Swap Meet**, Tom shared that he had made a new schedule with a few changes in timing. If you are a volunteer, please look carefully at the new schedule email. He, also, reported contract negotiations with possible sites for the 2025 NW Meet were continuing.

A motion authorizing Tom Taricco to sign a contract for the 2025 Meet on behalf of the PSR-VCCA was presented and unanimously passed.

A short treat break and a raffle for items from Bill Barker and Bob Stamnes took place before our program began.

Continues...

PROGRAM--Dennis Johnson shared the history and photos of the Johnson's beautiful 1920 FB Roadster. He compared the Chev 490 to the Chev FB, which was bigger, heavier, and more expensive. This car originally belonged to Jeff Haines, another PSR member, but after repeated problems with the pinion gear, Jeff and the Johnsons made a trade. The FB wood body was solid, but Dennis has worked on a new top, side curtains, and fender alignment and other projects since owning the car. The Johnsons have driven the FB roadster on eighteen 4-Cylinder tours and 6,420 miles. Among the challenges with the car are vapor lock with high elevations and high temperatures and when going downhill it wants to roll, which is difficult/exciting with its 2-wheel brakes. Dennis also shared the history and mileage driven of the many other cars he and Gerri have owned over the years starting with their first touring car, a Studebaker, that was driven 27,000 miles. Dennis brought albums of his cars that he shared with members at break and after the presentation. Gerri was asked what her favorite car was of all they have owned, and she answered she had two favorites--the '20 FB and their '34 because it has roll-up windows. Thanks, Rod for arranging this program, and Dennis, for the informative and fun presentation. It was a long travel day for Dennis and Gerri. We are very appreciative and enjoyed having them with us.

Bob Stamnes, Director, adjourned the meeting at 11:45.

Respectfully submitted,

Marigail (MG) Stamnes #11563
PSR-VCCA Secretary

End.

April 13th Meeting Program

Featuring Jordan Parker's 1925 Superior Coupe



This will be a Hybrid meeting

We hope you can join us starting at 10:00am In-Person or via Zoom.

The meeting will start at 10:30am

at Kent Sullivan's

6408 125th Ave NE, Kirkland, WA

See you there. Rod Schein

End.

April & May Club Tours

PSR-VCCA Spring Tour 2024 McChord Air History Museum April 17th, tour reserved

The PSR-VCCA spring tour destination will be the McChord Air Base History Museum, south of Tacoma. The museum has 3 sites on base: the museum building, a restoration hanger, and an outdoor display of aircraft. Our club will meet at Jack's BBQ, in Lakewood for lunch at 11:30 am. Then at 12:30 pm, we will travel to the McChord Air Base Visitor's Center, for entry to the base.

LOGISTICS: The tour is free, BUT to visit the base requires a VISITOR'S PASS: This means providing proof of I.D. with either an ENHANCED Washington State Driver's License, or CURRENT PASSPORT. Also required are proof of CAR REGISTRATION and PROOF OF INSURANCE. Note: the VISITOR'S PASS can only be acquired on the day of the visit at the Visitor's Center, located off I-5, on Bridgeport Way SW. We can do this as a group after lunch, with the tour starting about 1 pm.

Driving to Jake's will have to be in separate groups from Seattle, the east side, and south of Tacoma. I have routes that would avoid travel on I-5, if any club member needs advice. The exit off of I-5 for Jack's BBQ and entrance to the air base is Bridgeport Way SW, south of Tacoma. Jack's address is, 12115 Pacific Hwy SW, Lakewood Wa. 98499.

Thanks goes to Donna Cowan, wife and co-pilot, for help setting up the details in this tour.

More information about the McChord Air Museum can be found on their website at McChordairmuseum.org.

John Valiton

Activities, PSR-VCCA
jrvaliton@gmail.com

Ballard Parade & Tour May 17th

If you have not volunteered to work the Monroe Swap Meet on Friday, May 17th, please come join us at the Ballard Parade & Tour with a Car Show at Ida Culver Retirement Center.

Continues...

This will be PSR-VCCA's 18th year participating in this local Norwegian community parade. We have also provided the residents at the Ida Culver Retirement Center 18 years of enjoyment and long-ago memories while they view our vintage cars.

Past Years



End...

2024 NW Meet (Updates)

53rd Annual Northwest Meet hosted by the Columbia River Region

Date: Arrive Wednesday 06/12/2024, Depart Sunday 06/16/2024

Location: Cousin's Country Inn - The Dalles, OR. **Reservation deadline May 12th.**

Prospectus & Registration available at: vccacolumbiariverregion.org See following two pages. **Registration deadline May 1st.**

Should you have questions, email crr.nwmeet.2024@gmail.com or call Meet Coordinators Bob Lynn at 828-748-9988 or Dave Koetje at 503-317-4882.



End.

Columbia River Region invites you to join us in celebrating:

CHEVYS ON THE TRAIL

53rd NW Meet June 12-16, 2024

Arrive: June 12

Depart: June 16 am

Activities: Ice cream social evening of June 12, Thursday: Columbia Gorge Discovery Center, Raptor demonstrations and Judging then trunk swap, Friday: Hood River Tour via Rowena Crest Viewpoint, Western Antique Aeroplane and Automobile Museum, Supper in the Lewis and Clark Memorial Park, Saturday: Individual Tours of your choice, and Awards Banquet.

Details will be in the meet booklet that you'll receive at check in Wednesday 3 -7:00pm.

HOST HOTEL: Cousins Country Inn 2114 W. Sixth St., The Dalles, Oregon 97058. For reservations call 541-298-5161 and tell them you are with the Vintage Chevrolet Club of America. \$129 + tax/ night. Reservation deadline is May 12. After that they may accommodate you if they are not yet full. **RV parking** will be in the Eagles Lodge parking lot just SE of Cousins. Directions: From 6th St. Hwy 30) one block East of Cousins turn South onto Ash St. W and proceed one block. Lot will be in front of you. **Haulers** will park in the Tonkin Chevrolet back lot next door (West) of Cousins. Meet check in will be from 3:00 to 7:00 PM. \$30 electric, \$25 non-electric.

WEBSITE INFORMATION: WWW.vccacolumbiariverregion.org

Meet coordinators: Bob Lynn 828-748-9988; Dave Koetje 503-317-4882; and Richard Schmidt 503-803-7209

REGISTRAR: Nancy Rice 1989 NW Birch St, McMinnville, OR 97128 971-241-9008
Mail completed copy of your registration form and a check made out to CRR-VCCA to the registrar. You will receive an E-mail confirmation of your registration. **Please check it.** Your G&D label helps us ensure your information is correct and you are a VCCA member. If you don't get a paper copy of the G&D that is ok. Call the registrar if you need a paper copy of the registration form mailed to you.

ATTENDANCE: This is a VCCA National Meet and is open only to VCCA members and their passengers. Membership in a local region is optional and driving a vintage Chevrolet is not required.

REGISTRATION DEADLINE: May 1. If missed, call the registrar for availability. Shirts can only be ordered via registration form.

DIRECTIONS: From I-84 Eastbound: About 70 miles east of Portland, take exit 83 On to US 30 (Sixth St). Cousins is on the right in 0.2 mile. **From the East** travel on I-84 to The Dalles and take exit 84 onto Hwy 30. At the stoplight turn left and go under the freeway, then turn right. This is still Hwy 30 and is now also Sixth St. Cousins is on the left in 0.2 mile. Follow VCCA Signage to Hotel Portico to receive your Hotel/RV registration and hauler (trailer) and VCCA car parking.

WHAT TO BRING: VCCA Passports, water bottle, chair, cooler for incidentals and your VCCA nametag.

Continues...

NATIONAL VEHICLE JUDGING & CERTIFICATIONS

The types of judging for this meet are listed below and all vehicles being judged or certified must be 1999 or older. All cars being judged/certified must pass a field entrance check and have a working fire extinguisher.

NATIONAL VCCA JUDGING CLASSES

JUNIOR: Any qualified VCCA vehicle that has not received a previous first Junior award.

A vehicle being shown for the first time – or by a new owner for the first time.

SENIOR: Vehicle MUST have won a first Junior award at a previous Nationally sanctioned Meet.

PRESERVATION: Vehicle has won a first Senior award at a Nationally sanctioned Meet.

NATIONAL CERTIFICATION CLASSES

HPOCF: (*Historical Preservation of Original Chevrolet Features*): A member's original Chevrolet that is totally original or retaining significant original features in at least two (2) of four (4) areas which are as follows:
Interior, Exterior, Engine, Chassis/Undercarriage
(NOT for those vehicles that have been neglected and/or look as if they are in need of restoration or significant repair)

CDPC: Chevrolet Drivers Participation Certification: A certification, non-competitive class for members who don't want to have their car judged in the traditional manner. Vehicles are eligible if they have not won a National point judging award and are not modified/personalized. Judges will focus on:
Interior Exterior Engine Chassis

The following are exceptions that will not disqualify the vehicle from certifications: seat belts, turn signals, stop lights, sealed beamed/halogen headlights, radial tires mounted on original style wheels, radio upgrades, electric upgrades, air conditioning, overdrives and altered exhausts.

PERSONALIZED CHEVROLET CHAPTER

PCC: Judging requires membership in the Personalized Chevrolet Chapter as well as the VCCA. (Visit www.pccvcca.org for more information.) This allows modified vehicles to be judged. Vehicles MUST have a Chevy motor and a Chevy built body.



End.

Upcoming Meetings and Activities Q2 2024

- APR 05 - 07** **Portland Auto Swap Meet** - Portland Expo Center - Portland, OR.
 Fri 07:00 - 18:00; Sat 07:00 - 17:00; Sun 07:00 - 13:00.
<https://portlandautoswapmeet.com/>
- 13** **General Meeting (Hybrid)** - Kent Sullivan's place - Kirkland.
 Social 10:00; In-person & Zoom Meeting 10:30 - Noon.
- 17** **April Tour** - McChord Air History Museum - South Tacoma.
 See details under Upcoming April Tour
- MAY 1** **Last day of Registration for 2024 NW Meet**
- 11** **General Meeting (Hybrid)** - Kent Sullivan's place - Kirkland.
 Social 10:00; In-person & Zoom Meeting 10:30 - Noon.
- 12** **Last day to Reserve a Hotel Room for 2024 NW Meet**
- 17** **May 17th Ballard Parade & Tour with Car Show** at Ida Culver Retirement Center
- (17*), **18 - 19** **Monroe Auto Swap Meet** - Evergreen Fairgrounds - Monroe.
 *Fri (Vendor Set up); Sat 08:00 - 17:00; Sun 08:00 - 14:00.
<https://monroeswapmeet.com>
- JUN 08** **General Meeting (Hybrid)** - Kent Sullivan's place—Kirkland.
 Social 10:00; In-person & Zoom Meeting 10:30—Noon.
- 12 -16** **2024 NW Meet - The Dalles, OR** vccacolumbiariverregion.org
- 29** **Greenwood Car Show** <https://GreenwoodCarShow.com>



April 05—07



May 18 & 19

The Greenwood Knights are teaming up with Seafair for the 2024
GREENWOOD CAR SHOW AND SEAFAIR PARADE

June 29 2024

End.

The story continues...

The self-described drive-up burger joint, **BURGERMASTER**, will be taking over the former **Triple XXX Rootbeer Drive-in** space along NW Gilman Boulevard in Issaquah. The Triple XXX had been in business in Issaquah for 93 years and was well-known for supporting area car clubs and hosting car shows during Issaquah's treasured sunshine weekends.

Burgermaster will begin serving food from a 26-foot food trailer beginning in June. Insiders say the food truck will offer a portion of Burgermasters "Flippin' good food" menu until the restaurant opens. No other details about the restaurant were made available. However, it was mentioned that the Burgermaster owners are eager to become a member of the Issaquah community and potentially support its varied car shows.




"Flippin' good food"

End.

and more from on the scene...

I just stopped by the old Triple XXX today. There was a guy there taking 360 degree photos of the inside space, outside of the building, and the lot. (Very expensive equipment). I talked to him for a bit. Then I walked down to the rental units in the back. I found the first 3 units still being actively rented by a small graphics company. When I came back up front, I saw two guys in the kitchen. So, I went in and introduced myself. One of them is THE project manager for the "conversion". A couple of things that I heard: 1) the building is "probably" going to stay; 2) the big food truck is still scheduled to begin operation in June.; 3) they are planning on having INDOOR eating space available and it will have booths and tables that can be rearranged; 4) when I asked about reserving a room for a club meeting, he said that's always a possibility but it would probably be in the main eating area. BURGERMASTER owners want to accommodate as many clubs as possible; and 5) there is still no Grand Opening date projected before the end of the year.

--- Bill Barker



End.

Safety Corner



Some time we do, But not every day,
Drive thru a field, Of grass or hay.

Don't stop too long, In just one spot,
Just in case, your car's muffler is hot.

In grass that's tall, Brown or drier,
There is a chance, it could start a fire.

By Bill Damm
Reprinted from the July 2007 Tappet Clatter

End.

April Celebrations

Birthdays

Florence Helgeson
Tom Taricco

Apr 16
Apr 30

Anniversaries

Evie & Rod Schein

Apr 7

And, a Belated Birthday Wish (March 30) to Lynn Boltz who was inadvertently left off the March 2024 Tappet Clatter Celebrations list.

End.

March Funny

Automobile Alphabet

- A** is for automobile, all shiny and new,
B is for balloon payment that's due;
C is for coffee spilled on the floor,
D is for dings that ruined the door;
E is extinct - another word for gas,
F is for "filler-er-up" - impossible, alas!
G is for garage, a cars proper place,
H is for the heap that took all the space;
I is for insurance, but don't make a claim,
J is for jury to settle the blame;
K is for key - don't let it get lost,
L is for locksmith - you know what they cost!
M is for maintenance and minor repair,
N is for nights of tender loving care;
O is for obey, as in maximum speed,
P is for policeman, lest you don't heed;
Q is for quiet, as a car should run,
R is for roar - that's much more fun!
S is for seat belt you need to wear,
T is for tangled - who knows where;
U is for uniform worn in a race,
V is for victory when you take 1st place;
W is for wreck - perish the thought!
X is for x-ray to see what you've got;
Y is for years to pay off the loan,
Z is for zero - it's worth as your own.


— by Joanne Morrow

.... Contributed by Donna Onat

End.

And not so funny

Popular Mechanics—January 1963



Disposing of used engine oil can be a problem. Solution: Dig a hole in the ground with a posthole digger and fill it with fine gravel. Then pour in the oil. It will be absorbed into the ground before your next change. Cover the spot with soil.

End.

From The Glovebox

1929 –1939 Engine Oil Leaks

By Stephan Kassis

I like to joke with friends that the way I check the oil level in my old Chevy engines is to see if they are leaking. As long as it is leaking, it must have oil in it! Unfortunately, the old Chevy engines leak and no matter how diligent we are about sealing up a new engine, it seems that over time it will start to leak. A small amount of leaking is to be expected if you are driving the car on a regular basis and this is not unusual or worrisome. However, serious oil leaks can be a symptom of a larger problem.

The first step would be to check the common gasket leaks, like the valve cover, engine side cover or oil pan. If you locate a leak in these areas, wipe down the area and run the engine to see a fresh oil path. After determining the offending gasket, try tightening fasteners to see if this eliminates the problem. If not, a new gasket would be next. On the valve cover, clean the head with a solvent so you can adhere to a clean surface. I use silicone, but any gasket sealer will work. Put gasket sealer on the bottom of the valve cover gasket and also on the head. Install the gasket, moving it slightly back and forth while pressing down to get a good seal. Let it set up until completely dry. Use a thin coating of grease on the top of the gasket to seal but allow easy removal for valve work in the future.


The oil pan gasket is a little more difficult. To assist in installation, make a couple of guide pins out of two 1/4-20 bolts about 1-1/2" long. Cut off the heads of the bolts and use a grinder to round the top. Once the mounting surface is clean, check the new gaskets for fit. Most engines have a different bolt pattern on each side, so make sure these are correct before gluing. All mounting holes must line up or you may have an incorrect gasket set. Use gasket sealer on the top surface of the side gaskets and press into place. Use the guide pins in an offset pattern to make sure the bolt holes line up.

Early engine oil pan gaskets come with straight pieces of cork for the front and rear of the oil pan. To help with installation, coil up these gaskets in a plastic aerosol paint cap and let set overnight. This will give a natural curve to the gasket and help keep it in place on the front & rear main caps for easier installation. These gaskets should be installed after the side gaskets as they sit on top of the side gaskets. Put a small dab of sealer where the end gasket mates to the side gasket. Once the end gaskets are in place, you are ready to install the oil pan.

RELATED PARTS




VALVE COVER GASKET



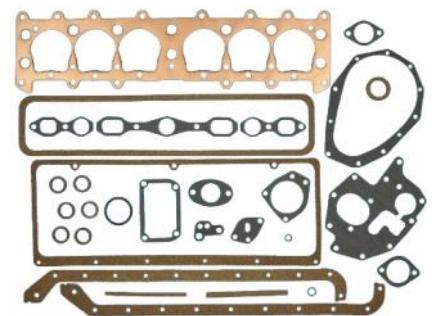
PAN GASKET



TIMING COVER GASKET



PUSH ROD COVER GASKET



ENGINE OVERHAUL GASKET SET

Continues...

Just like the valve cover, put a light coat of grease on the lower gasket surface and the mating surfaces of the oil pan. This will help if you need to drop the oil pan later for major repairs. The guide pins will be a great help to align the pan for a smooth installation.

A regular question that comes to me (several times per month) is "My front timing cover (or rear main) is leaking, do you have a seal for it?" Until 1935, Chevy engines did not have a front timing cover crankshaft seal. The 1935-36 timing cover seal was just a cork ring. The rear main bearing rope seal on the Chevy Six did not appear until 1940. The answer to the problem is that something is either plugged or worn out. We will discuss the problems and solutions that are available to you.

The front timing cover on early engines has an oil slinger on the crankshaft snout to keep oil from splashing out. Otherwise, the oil should drain back into the pan through a small hole at the bottom of the front main bearing. The rear main bearing cap has a deep groove in it that catches excess oil and returns it, through a hole in the cap, to the oil pan. If the front timing cover or rear main bearing is seriously leaking on early engines, the cause is usually one of two things:

1. The oil return hole in the front or rear main bearing has become clogged and will not allow oil to flow back into the oil pan fast enough. Early engines were run on non-detergent oil. This oil was designed to "stick" impurities to the side walls and valleys of the engine to keep the bad stuff out of the bearings. Over time, this would cause "sludge" to build up in the engine. This black sticky substance would be everywhere that oil traveled in the motor. Sludge can, over time, close up the return hole to the oil pan in the front main bearing and cause oil to flow out of the engine. If you pull the oil pan off and find that the return hole is plugged, this would actually be good news. That is because the alternative problem is worse (see #2 below).

The rear main bearing cap also has a check ball that prevents oil from running out of the engine when the vehicle is on a steep incline. This ball can get stuck if sludge has made it sticky. Pull the rear main bearing cap, remove the bearing shell and clean the cap with a strong solvent. Use Berryman's B-12 Chemtool aerosol carburetor cleaner for this purpose. It is very effective in cutting sludge quickly. When you have it clean check the ball to make sure it will rock back and forth without sticking.

2. The most common leak problem (and of course the worst) is that the main bearings are worn and need to be adjusted. The main bearing clearances on the early Babbitt engines should be .001" to .003", with clearances of .0015" to .002" being ideal. If your bearings are beyond .003", they must be tightened up or replaced. If you have shims still in the main bearing caps, remove them equally from both sides and re-check. Check all of the mains at the same time. If you cannot get the tolerances below .003" it is probably time to rebuild the engine.

End.

Tappet Clatter Classifieds

Ads will be posted for a minimum of three months. **Please notify the Tappet Clatter Editor at tappetclatter@outlook.com when your listing no longer needed.**


Wanted

Passenger side Visor Bracket for 1936 Chevy. Please contact Tom Taricco at (425) 503-1360 or tom@taricco.net

Request for referrals on body restoration work. My 1980 Chevy truck needs to be painted. They can contact me by email, markshaw10.4@live.com. Thanks. Mark Shaw

1947-1954 Chevrolet Truck parts. Original engine in good condition or re-build, seat frame and various other miscellaneous parts. rluche@yahoo.com

For Sale



1926 Chevrolet Superior V Coach, VIN: WN695478591, Mileage: 1496

Meticulous attention to detail during restoration with original parts completed in 1970's, garaged since. In same family for over 50 years. Spare parts included. \$12.5k obo. Contact: Lori Thomas travelingliquidators@gmail.com.

1936 Chev Coupe Pickup. Only 3100 produced. On the cover of Dec. 2013 G&D \$ 25K. Contact Dick Olson, rolsen82@comcast.net

Misc.: 400 Turbo Trans + Converter, 1954 235 ci Corvette Tri-Power, 1952 six cylinder Radiator. Jerry Yoder, jerryoder@hotmail.com

1973 Chevrolet Bel Air, 45,000 mi. \$7500. David Register devan_register@yahoo.com

1950 Chev Convertible parts: Formed top material with window. Rear seat upholstery, side panels, boot and boot cover (red & white). Also has 216 engine for sale. Bob Manko, email bobanddee61@6mailcom

1950 Chevy 216 Cubic cast iron head. Can be used on any 216 Chevy engine. Has been cleaned and Magnafluxed. With rocker assembly, \$100.00. Bob helgy@comcast.net

FREE transmission 1930-31, 1949 and 1957. Dick Olson rolson82@comcast.net

51-52 tinted 2-piece windshield. \$50. Contact Duane Rice.

Misc.: Fitz visor \$200; fender guards \$300; 1950 grill piece \$150. Greg Nowak.

At-A-Glance References

GM Heritage Archive

The GM Heritage Archive has trained researchers available to assist with your research. Request should be sent via email to gmhc@gm.com. The email should outline your information or visual media need and the intended use.

Web: <https://www.gm.com> > heritage > archive

Vintage Chevrolet Club of America - VCCA (National)

Roger James #06854 - President

Email: rogemaryj@usfamily.net

Web: <https://www.vcca.org>

Vintage Chevrolet Club of America - VCCA (District 3 Clubs)

Ed Gallagher #44216 - Director VCCA District 3

Email: merryeddy@gmail.com

Web: <http://www.vccacolumbiariverregion.org/>

Puget Sound Region

Bob Stamnes #11563 - Director

Email: rstamnes@yahoo.com

Web: <http://www.psracca.weebly.com>

Mt. Rainer Region

Betty Templeman #06302 - Director

Email: atbettyboop@gmail.com

Web: None

North Cascade Region

Jeanne Rogers #42337 - Director

Email: chevy6472@aol.com

Web: <http://www.ncrvcca.weebly.com/>

Columbia River Region

Bob Lynn #56426 - Director

Email: docblynn@outlook.com

Web: <http://www.vccacolumbiariverregion.org/>

Willamette Valley Region

Elyse Kassis #14861 - Director

Email: m.c.rice@comcast.net (as WVR Secretary)

Web: <http://www.wvracca.org/>

Gas stations with gas without ethanol

Web: <http://www.pure-gas.org/>