

THE TAPPET  **CLATTER**

THE PUGET SOUND REGION VINTAGE CHEVROLET CLUB OF


April 2023

Volume 56, Number 04




5/2/1930 - 2/27/2023

Remembering Jim Farris
Encourager, Leader and Friend



1967 - Puget Sound Region



The Puget Sound Region of the Vintage Chevrolet Club of America (PSR-VCCA) is dedicated to the preservation, restoration, fun and enjoyment of vintage Chevrolet cars and trucks. Members are not required to own a Chevrolet. Regional membership is open to all Chevrolet enthusiasts who are members of the Vintage Chevrolet Club of America (VCCA). **All Chevrolets 25 years or older may be registered with the Region.**

Hybrid "In-person and ZOOM" General Meetings are temporarily held on the 2nd Saturday of the month. The Meeting will begin at 10:30 am from Kent Sullivan's garage or adjacent meeting room located at 6408 125th Ave. NE, Kirkland, WA 98033 (Pending COVID restrictions) until further notice. ZOOM information will be sent via email broadcast to all members prior to the Meeting. General Meetings are not held in January, July, August and December.

You can learn more about our Club by visiting our website where you can see color photos of previous tours, cars for sale, parts for sale, wanted, etc., and there is a link to view our monthly newsletter "Tappet Clatter".

You can find the PSR-VCCA website here on the World Wide Web.

[Click Here](#)

2023 Puget Sound Region Officers and Board

<u>Director</u>	Bob Stamnes	rstamnes@yahoo.com
<u>Asst. Director</u>	Rod Schein	areshine@areshine.com
<u>Treasurer</u>	Sallie Comstock	salliecat@centurylink.net
<u>Secretary</u>	MG Stamnes	mgstamnes@yahoo.com
<u>Activities</u>	John Valiton	jervaliton@gmail.com
<u>Membership</u>	Donna Onat	donnaonat@juno.com
<u>Historian</u>	Vacant	
<u>Club Store</u>	Don Comstock	Chevyguy2@centurylink.net
<u>Webmaster</u>	Ralf Luche	rluche@yahoo.com
<u>Asst. Webmaster</u>	Rod Schein	areshine@areshine.com
<u>Garage Nite</u>	Vacant	

2023 Tappet Clatter Staff

<u>Editor</u>	Tom Taricco	tappetclatter@outlook.com or tom@taricco.net
<u>Assistant Editor</u>	Dave Haddock	chevydave@gmail.com
<u>Checkers</u>	Marilyn Campbell Donna Onat	57soup@comcast.net donnaonat@juno.com

Publication Information

The **deadline** for receiving articles for Tappet Clatter is the **25th of the previous month**; that is for example, articles for the April publication must be received by March 25th. The Editor team reserves the right to edit material in any way as appropriate for wording, clarity, grammar, punctuation and available space. We can accept most electronic



PSR-VCCA DIRECTOR'S MESSAGE MARCH 2023



I am still not quite up to speed on conducting a hybrid meeting with ZOOM and in-person. It is definitely a new experience for me. We owe so much to those who make the meetings and location possible. Many thanks to Diane Haddock, and Kent and Kyle Sullivan for their great support. Without their support, hybrid meetings would not be.

It was nice to see so many folks enjoying the social time before and after the meeting. I did miss seeing Jim Farris among you. Jim was a great supporter of the club and also a wonderful friend. Right up to the end, Jim was always ready to join me to see another car we heard about or to talk about 4-cylinder cars. He was looking forward to seeing everyone at the NW Meet. Jim was such a wealth of information and a great encourager. He contributed heavily to my becoming an active member and ultimately Director. He always did his share and then some more. He set the stage for the rest of us.

First Tour of the Year—Short & Sweet Tour

Hope you can all make the first tour of the year to the Issaquah Fish Hatchery and XXX for lunch on April 12th. Meet at the Issaquah Fish Hatchery at 10:30 am. This is a great time to get that car out and warm it up for the summer touring season, but you can bring a modern car as well. You are welcome to meet us at the XXX for lunch if you can't make the fish hatchery.

May brings the May 17th Parade, which is always a fun time, and volunteering at the Monroe Swap Meet. The swap meet is the sole fundraiser of the year for our club, so great thanks to those that have volunteered. Please contact Don Comstock to be added to the volunteer list.

I also want to thank Arnie Mondloch for his courage to present such a touching story about his family and his car. Great story. Thank you.

It takes a tribe to make this Club go. We are fortunate that we have a great Board, with Donna, Don, Sallie, Tom, John, Ralf, Rod, and MG. About half of the Board are holding a position for the first time and are doing very well. Thanks.

Looking forward to seeing you on our April 12th tour to the Issaquah Fish Hatchery. Meeting time is 10:30 AM at the hatchery.

Bob Stamnes - Director PSR-VCCA



AREA 3 DIRECTOR'S MESSAGE - MARCH 2023



Greetings everyone,

To me this seems like a long winter and spring seems like it is so far away. I'm ready to fire up our classics and hit the road for tours, local shows and VCCA activities. Speaking of VCCA activities, make sure you check your schedules to see if you have planned to attend the Northwest Meet in Packwood, WA this summer, July 18-20. The Planning Committee will have the Meet Prospectus and Registration ready on March 15, 2023. Copies will be online on the North Cascade Region website (www.ncrvcca.weebly.com).

I will be attending the annual VCCA Board of Directors meeting in Rapid City, SD April 10-12 where we will cover several items including the final selection location of the 2026 National Anniversary Meet. I will provide a summary report of the meeting to your Region next month.

Gary Rogers - Director - VCCA-Area 3

MARCH GENERAL MEETING

The hybrid Meeting was called to order **March 11, 2023** at **10:00 AM** by our Director, Bob Stamnes. Both the in-person and ZOOM originated from the meeting room at Kent Sullivan's Kirkland property. There were 13 members on site and 9 members on ZOOM.

SECRETARY: The Meeting minutes from our February 11, 2023 General Meeting, as published in the March 2023 edition of Tappet Clatter, were approved.

MEMBERSHIP: Donna Onat reported no new members for the period.

TREASURER: Sallie Comstock reported no new expenses or deposits for the period.

EDITOR: Tom Taricco reported that he is very thankful for the number of articles for Tappet Clatter that have been submitted. In addition to member articles, Tappet Clatter may include appropriate technical articles from Steven Kassis, The Filling Station, time to time. We were reminded member submissions for Tappet Clatter articles must be received by the 25th of the month for the next month's edition. Should we receive more articles than space permits (Tappet Clatter is limited to 5MB total file size per edition), they will be saved for upcoming editions. Also, any pictures should be submitted in JPG format.

NORTHWEST MEET: Information has been updated since Secretary's report and can be found on Pages 10 & 11.

MONROE SWAP MEET (May 19-21): Don Comstock is still looking for more member volunteers. He was able to solicit some volunteers for the needed day and time periods from Meeting attendees, but there are still a few slots open. Please contact Don Comstock if you can volunteer. The Monroe Swap Meet is the big fundraiser for PSR-VCCA (last year we received \$1,000 for our Club treasury).

NEW BUSINESS: Kent Sullivan announced that the annual Swedish Car Cruise-in will be at the XXX on March 26th. Kent enjoys this first-of-the-season event and said these "hardy" Scandinavians seem to enjoy the unpredictable March weather.

Al Howe reported that he was recovering well from his spinal injury — in Kathy Howe's words, "he is getting more ornery each day so he must be well".


Bob Stamnes also reported that his cardiologist has dismissed him, and he is resuming his activities.

SHOW AND TELL: Ken Sullivan shared a new tool he has purchased for work on his Corvair fuel line. It is a Rigid Flaring Tool for a 37-degree flare bought on ZORO. He demonstrated how the tool is used and that you can contact him if you have and questions or need of such tool.

PROGRAM: Rod Schein interviewed Arnie Mondloch about his 1954 Chevrolet Bel Air. See Page 11 of this edition. Rod is seeking out more members to interview for future meetings. Please contact Rod if interested.

Continues...

This portion of the meeting ended. The April edition of Tappet Clatter is being dedicated to the fond memories of our Club's longtime member and friend, Jim Farris:



Rod Schein began by sharing a section of a 2006 DVD of Jim and Lee Folsom talking about their interest in and knowledge of Chevrolets throughout the years. Rod then opened up the floor for members to share their memories of Jim.

Rod's remembrance follows on page 7.

Bob and MG Stannes remembrance follows on page 8.

Dave Haddock traced his interest in vintage cars to when he saw a tour of Model T and A Fords in the Grand Canyon in the 1990s. He joined PSR-VCCA in 2004. Jim knew of Dave's interest in 4-cylinder and called Dave to let him know of a 1928 that was available

in Minnesota before last year's Annual 4-Cylinder Tour in California. Dave bought the car and is now a happy participant in the 4-cylinder tours.

Bill Barker told us about his personal long-held interest in vintage Chevrolets. While he could find Ford groups as he moved and lived in various places around the US, he couldn't find a Chev group. In 1974, after moving to the Seattle area, Bill placed a Want Ad in the Seattle Times to see if there were any Chev clubs in the area. Lo and behold, he received a letter in reply to his ad from a Jim Farris who informed of the PSR-VCCA and meeting information. Bill joined both the PSR-VCCA and VCCA and became an active member. Just a few weeks ago, Bill and Jim were at breakfast when Bill reminded Jim of that treasured letter. Bill still has that letter tucked away somewhere. He is now on a search to locate it.

Jim Seiber shared some of the many activities that Jim had been involved in: National VCCA Director for 4 years, Co-initiator of the 4-cylinder tours, initiator of the Seattle Circle Tours and the starting of the Passport for VCCA members to record their miles driving their vintage cars, to name a few. Jim Seiber told us how Jim Farris reminded us all with his words and actions that these old cars are meant to be driven and how he generously helped so many others to make their dreams come true.

Al Howe shared a favorite memory of a hill he chugged up in his modern pickup truck on the way to a 4-cylinder tour. He said to Kathy, "This hill would be one that Jim would love", and it was true. Later, the hill was included on one of the tours. For Jim, the old cars and their drivers always should have at least one good challenge on a tour.

More of Rod's DVD was then shared. We are so thankful that we got to know Jim Farris, and it is difficult to say good-bye.

Respectfully submitted

Marigail Stannes - Secretary

Continues...

Jim Farris, the Encourager & Servant-Leader

By Rod Schein



Wood Tour 2004



Ballard Parade 2006

Besides Jim's abilities with Chevrolets, he was an encourager of people in our Club. He would say, "it's not the cars, it's the people".

On several occasions he came alongside me and encouraged me to continue with an idea for the club. One of those was establishing the Glovebox as a feature of our meetings. He said, "Don't give up, Rod". Another was my idea to have our cars in the Ballard Parade along with a smorgasbord at our house to celebrate Norwegian Constitution Day. He showed up with his '22 and led our lineup of cars. He also expanded a Seattle tour I did one year into a series of annual Seattle Circle Tours.

I will greatly miss him and his encouragement.



Ballard Parade 2006



Ballard Parade 2008

Continues...

By Bob and MG Stamnes

This morning I woke up with tears in my eyes as I thought about Jim Farris and what we lost. Jim was a huge supporter of the club in almost every way, but Jim was so much more than that. My father passed away 25 years ago. Jim and one other person filled the space my father left behind.

MG and I joined the club in the 1970s but remained inactive until 14 years ago when we purchased a '26 Chev Touring from a barn in Whatcom County. It did not run and came with several boxes of parts. Jim knew how much I wanted to get this car on the road because I had a '27 coupe, which had remained in my basement for 32 years without assemblage. Jim spent several days helping get the '26 started, each day breaking for food at noon as he was diabetic. We (in reality, "we" should be "Jim") got it started, which drew me into an active role in the club and was the start of a very close friendship. If it wasn't for Jim, I suspect the car would still be out front by the telephone pole. As I ran into issues on the car, Jim was always there with his knowledge, a part, or a friend that could help.

Jim introduced us to the National 4 Cylinder tours, which led to our participation over the last 13 years. Jim gave us our love of "Listen to the Roar of the Chevrolet 4!" It was always exciting and memorable for both of us when all fifty 4-Cylinders started up on the first day of the tour—each with their own distinctive "roar."

Jim was empathetic, kind, supportive, and positive. When he asked you to take on a task, you didn't turn him down—you just couldn't! Our warm memories of Jim will always keep us smiling!



The following has been taken from Jim's Obituary

James William Farris, Jr.

5/2/1930 - 2/27/2023

"Jim was a member of Puget Sound Region Vintage Chevrolet Club of America and served in nearly every leadership position. He was Director, Assistant Director/tour leader, newsletter editor, among others. He gave his time and talent to National VCCA as Area 3 Director, National Board Director, and National President. He shared the vision and passion of keeping antique Chevys on the road, creating the National Passport program which recognizes old Chevrolets that are driven. He took great pride in his 1922 Roadster which placed second at the First Anniversary Meet and was driven on tours. He and his friend, Tom Meleo shared a belief in the importance of driving all old Chevrolets and sharing the knowledge they held with others to keep those cars on the road. The annual VCCA 4-Cylinder Tour was the result and has continued now for 30+ years, gathering over 50 pre-1928 cars to drive 400-mile adventures in various locations across the USA. His Motto for tours was 'you are not lost; you are having an adventure'. Tour routes planned by Jim were often selected to replicate the environment an old Chevy might have encountered, reflecting the travel experience of 50+ years ago. A drive with an element of challenge was best and always his first choice. Members on his tours took on the challenge and rewards his routes provided".

Continues...



End.

MARCH PROGRAM

'54 Chevy a relic of father-son bond

By Dan Linehan

The Mankato Free Press. Posted SEP 3, 2013 and updated SEP 2, 2014.



It was 1974, and Jeri Mondloch had finally found it: a blue two-door 1954 Chevrolet Bel Air. There was a scare involving some teenager who snagged the car first, but it turned out the kid's eyes were bigger than his checking account. A month and \$800 later, it was in the Mondlochs' hands. Jeri had searched for the car as a Father's Day gift to her husband, Gene.

The '54 Chevy was a collectable car in its own right, but it meant something more to Gene. In 1956 or so, he had bought and cherished a turquoise '54 Bel Air. By 1959, he was engaged to Jeri and they agreed they only needed one car. His car sold right away, so they kept hers. Dad always regretted the sale, his son Arnie said, which led to his Mom's successful search for its replacement.

Even then, the hunt wasn't over. The car needed work, so Gene and his son combed over junkyards for parts. But the real thrill came from finding a factory original part, never installed in a car, Arnie said. "That was like finding treasure," he said.

In the '70s, the family lived in Mankato and Gene was a recruiter for the National Guard. He would drive the '54 Chevy to high schools, where it pulled in high school boys by the dozens to hear about their opportunities in the armed forces.

A few years later, in 1978, Gene was killed in a car accident, in a different vehicle. He was on his way home from a funeral in St. James, MN when he was hit by a semi and died at the scene. He was 42.

The car was put into storage, and Arnie drove it to the Seattle area in 1988, four years after he moved there. "I was thinking when I had a son we'd relive the experience," he said. Three daughters came instead, and none of them was particularly interested in the old car. *(Arnie's note: my daughters LOVE the '54! They just felt like they weren't equipped to help with the restoration).*

So it has been in a garage since. Or at least that's what his family thought when they visited for a reunion in July.

Continues...

On a pretext, Arnie invited the family over to his home, where they found a screened-off section of the driveway. Their Mom, Jeri, was there, too and her reaction justified all the time and money Arnie spent on his secret restoration project.

"I have never heard her cry and wail. She just lost it, so we all did," said Deb Nelson, a sister of Arnie who lives in Ham Lake, MN. "We were all so touched that he would do that."

Jeri said it was the color, the precise shade of robin's egg blue, that cinched it. It was perfect. The replacement Chevy - the one she helped buy in 1974 - had a slightly darker sky-blue shade. But the restoration included a new paint scheme, and Jeri instantly recognized the Chevy that she met her husband in. The memory was so indelible, she said, that she almost expected Gene to hop out of the car.

The restoration was as painstaking and expensive as it was successful. Two weeks after the reunion, the car won first place in its category in a nationally-sanctioned judging competition. Arnie learned something about his parents, too.

His mother who now lives in St. Peter, MN wrote him a letter describing her first memory of the car. She was walking home when Gene pulled over in the fancy Bel Air and offered her a ride home, which she took. He eventually proposed to her in that car.

ACTIVITIES

2023 Meetings, Activities & Misc. Schedule

January	21	Officers Installation Banquet.
February	06	Board Meeting - ZOOM
February	11	Club Meeting - ZOOM only
	18 - 19	Swap Meet - Puyallup, WA
March	04 & 05	Salem Roadster Show - Salem, OR Info: http://www.salemroadstershow.com
	11	Hybrid Meeting Lower Columbia Astoria Swap Meet Info: (503) 468-0006
	17 - 19	Portland Roadster Show - Portland, OR Info: http://www.portlandroadstershow.com
	31 - Apr 2	Portland PIR Swap Meet—Portland, OR Info: http://www.portlandswapmeet.com
April	08	ZOOM Meeting <u>only</u>
	12	Short & Sweet Tour
May	05	Thunder Dome Car Museum Beer Garden Show Enumclaw, WA. Info: (253) 326-3689
	13	Hybrid Meeting
	17	Ballard Parade - Ballard/Seattle, WA
	20 - 21	Monroe Swap Meet - Monroe, WA
June	10	Hybrid Meeting
	18	Fenders on First Street - Issquah, WA
	24	Greenwood Car Shows - Greenwood, WA
July	—	No Meeting—Summer Break
	18-20	Northwest Meet—Packwood, WA

APRIL MEETING ANNOUNCEMENT

PSR-VCCA. April Meeting - **ZOOM Only**

April 8, 2023 10:00 AM

**Social time 10:00 to 10:30
Meeting called to order 10:30**

Click blue line below to join Zoom Meeting:

**[https://us02web.zoom.us/j/81520805345?
pwd=Q2NRRnE1aURzRTBSM2N6V3VSY1hGUT09](https://us02web.zoom.us/j/81520805345?pwd=Q2NRRnE1aURzRTBSM2N6V3VSY1hGUT09)**

One tap mobile (to join, open this email on your smartphone and click red line below)

+12532158782,,81520805345#,,,,*782346# US (Tacoma)

To join with a landline, dial by your location and use the meeting ID and Passcode below

+1 253 215 8782 US (Tacoma)

+1 669 444 9171 US

Meeting ID: 815 2080 5345

Passcode: 782346

Find your local number, go to website: [https://us02web.zoom.us/u/kAGPdGSeQ](https://us02web.zoom.us/j/81520805345?pwd=Q2NRRnE1aURzRTBSM2N6V3VSY1hGUT09)

ZOOM info subject to change

UPCOMING APRIL PROGRAM



Dave Haddock's 1951 Convertible

ZOOM only Meeting

Please join us at 10:00 am.
Meeting starts at 10:30 am.
See you there. Dave and Rod

UPCOMING JULY EVENT

52nd Area 3 Meet "Pack Up for Packwood" July 18-20, 2023

Welcome fellow car club members. This year's Meet is being sponsored by the Area 3 Region. Members from the 5 Northwest clubs have come together to plan and organize this unique meet to include several outstanding scenic tours suggested by the forest service.

Here's what you need to know.

Because of the short planning time and budget restraints this event will be unique to all. Some events such as the ladies' luncheon & judging, will not happen. Instead, you will be treated with the use of Packwood's Community Hall (for the entire Meet). If so desired or on a rainy day, we will get to use the hall for any of our needs; playing games, working on puzzles or sitting and visiting. Bring your knitting, a good book or projects along to keep you company.

The planning committee has also arranged for an evening game and even a talent show. (Get your talent practiced and ready to entertain your friends.)

Did someone say home cooked meals? You bet! Meals will be in the Community Hall and are planned to include breakfast for all, lunch (that you will pack after breakfast) and dinner. Dinner ideas are: a potato bar, pizza, and a catered Mexican Entrée. You will have no extra meal expenses outside of the registration fee. There will be a simpler fare on Friday morning and perhaps some leftovers. The cleanup crew will be starting their work at 9 so we are clear of the hall by noon. Many hands make light work. Call Mike Rice to volunteer.

Meet tours will be self-guided with detailed instructions. Mobile phone coverage is nil so going in small groups, or at least pairs, is highly encouraged. Departure time about 9 am.

There will be plenty of parking for hauler and trailers.

Come to Packwood for a great chance to renew and expand our Chevrolet Club friendship in the relaxed atmosphere Packwood provides.

52nd NW-VCCA Meet
Packwood, Washington
July 18-20, 2023
Pack Up for Packwood

G & D Label

Copy/Print, Fill in, Enclose Check and Return by Mail

Reg #: _____ Region: _____ VCCA #: _____

Name #1: _____ Last #1: _____

Name #2: _____ Last #2: _____

Guest #1: _____ Guest #2: _____

Address: _____ City?State/ZIP: _____

Home Phone: _____ Cell#1: _____ Cell#2: _____

Email #1: _____ Email #2: _____

Car #1: _____ Car #2: _____

Total Cost:

\$75 Per Person X #: _____ = _____

Includes Breakfast: WED & THU
Lunch: WED & THU
Dinner: TUE, WED & THU

Please bring your Name Tag and Water Bottle, Coffee Mug & Past Event T-Shirts (Sorry, no new T-Shirts this year).

If you prefer to avoid paper plates, please bring your own plate to care for on your own.

Mail to:

Nancy Rice - WVR VCCA Registrar
1989 NW Birch St.
McMinnville, OR 97128

Make Checks payable to: PSR-VCCA

ASAP

Accommodations on your own

Contact Lodges & Parks directly - Mention VCCA for Discount

Cowlitz River Lodge: (360) 494-4444 Crest Trail Lodge: (360) 494-4944

Camping: Hall Camping; No Sewer. For details Contact Ken Scott: (253) 531-5266

Packwood RV: (360) 494-5145 Cascade Peaks: (509) 823-5884

UPCOMING APRIL TOUR

SHORT & SWEET TOUR

April 12th 10:30 am to 2 pm

PSR VCCA's first tour of 2023 will begin with a guided tour of the Issaquah Salmon Hatchery. This tour will last about an hour, with outdoor exhibits and an aquarium, so bring a warm coat and an umbrella (just in case). Cost is \$5.00

At 11 am or so, we can travel as a group, all of 1.1 miles to the Triple XXX Root Beer drive-in for lunch at noon. We have a spot reserved for up to 12 people.

After lunch, we can travel up Gilman Blvd. to Boehms Candies, and view the candy makers through the window or visit the sweet shop. The address is 255 NE Gilman Blvd, in Issaquah.

See driving directions to the Hatchery and Triple XXX below. Please contact John Valiton, Activities, for any questions: 206-643-7193.

DIRECTIONS TO Issaquah Fish Hatchery FROM THE WEST ON I-90

Take EXIT 18 for E Sunset Way/Highlands Dr for 0.3 miles.

Keep right at the fork onto E Sunset Way for 0.8 miles.

E Sunset turns into Sunset which turns into W Sunset, the hatchery is on your left.

(125 W Sunset Way, Issaquah WA 98027).

DIRECTIONS TO Issaquah Fish Hatchery FROM THE EAST ON I-90

Take EXIT 17 for Front St Toward E Lk Sammamish Pkwy SE for 0.2 miles.

Keep Right at the fork, follow signs for Front St/Sammamish for 300 feet.

Merge onto Front St N for 0.6 miles.

Turn Right onto W Sunset Way for 400 feet.

Fish Hatchery is on your left at (125 W Sunset Way, Issaquah WA 98027).

DIRECTIONS FROM Issaquah Fish Hatchery TO XXX Rootbeer Restaurant

Turn right onto W Sunset Way for 250 feet.

Turn Left onto Front St S. for 0.5 miles.

Turn Right onto NE Gilman Blvd.

XXX is on your left (98 NE Gilman Blvd, Issaquah, WA 98027).

APRIL CELEBRATIONS

Anniversaries

Evie and Rod Schein. April 7th

Birthdays

Florence Helgeson April 16th

Tom Taricco April 30th

Unfortunately, the above are the only April celebrations that we are aware of.

If you have a list of Club Member's Anniversaries and Birthdays kindly email your list today to tapperclatter@outlook.com. We need a good response or the Celebration page may be discontinued.

FROM THE PAST

**Bill Damm's
SAFETY CORNER**

Studded tires
Work great on ice
But on bare pavement
They're not so nice.

They wear out our highways
Two grooves in a row,
Right in the path
Where the tires go.

The grooves hold water
When we have rain,
So if we drive too fast
We might hydroplane.

With all our wet weather
It's easy to learn
The grooves in the pavement
Are a safety concern.

So when ice season is over
There are no buts,
Remove those studs
To stop wearing those ruts.

**Old Chevrolets
will be on view**

Vintage Chevrolets from 1911 to 1948 will be displayed at Pioneer Square Sunday afternoon when the Puget Sound Region of the Vintage **Chevrolet Club** of America holds its spring tour and rally. The cars will leave Southcenter at noon and travel in a caravan to Pioneer Square.

FROM THE GLOVEBOX



From the Glovebox is devoted to sharing technical information, technical problems and solutions to problems related to the restoration and preservation of vintage Chevrolets. Please share your knowledge, experiences and recommendations with your fellow members.

All of us are the Glovebox Coordinators this year. Share your information, experience, and tips with others by emailing the editor at: tappetclatter@outlook.com.

Preparing for this Year's First Club Tour

Touring With Your Old Car

By Steven Kassis

The Filling Station

What does it take to get your old car ready for touring? It depends on the age of your car. Older cars take a little more preparation to drive on long tours than your daily driver. Early cars, prior to 1937, require more maintenance to be driven long distances than later cars. Preparing a 1931 Coupe for touring is more involved than a 1956 pickup. Be aware that the early cars were designed to be driven on roads that were much different than what we have today. Early water pumps, generators, distributors and starters have to be lubricated on a regular basis. In addition, early water pumps require adjustment to the packing nut to prevent leaking and possible overheating of the cooling system.

Prior to driving your old car on a long tour, there are a number of items that need to be checked. This will be an outline checklist of long distance tour necessities. Customize this list for your own individual car or truck. Keep in mind that most of the maintenance items are things you should be doing whether you are driving your car on long distance tours or just for a fun Sunday drive. Of course, the frequency will change on longer tours.

1927 & 1928 4-cylinder engines came with an oil filter but all other early Chevy engines were made without oil filters. Add-on oil filters were available but they filtered only a small amount of the total oil flow going through the engine. These filters were an attempt to protect the engine from contaminants. However, they are not nearly as effective when compared to the later full-flow oil filters. Instead, it is recommended to simply change oil more often – every 500 to 1,000 miles, or a minimum of once per year. In addition, we recommend an oil additive such as Lucas each time you change oil. This is especially helpful on vintage cars that sit idle for months at a time. The oil additive will help protect engine bearings on startup and give a little boost to the oil pressure.

Continues

Once again, this list will consist of many items that should be part of your regular periodic maintenance schedule for your old car. When going on a long trip, these items are especially important to check: engine oil, water level (don't overfill), transmission fluid, differential gear oil, u-joint gear oil (all closed driveline cars & trucks), wheel bearings – grease and check adjustment. Each time you drive an early car with a bushing-type water pump, be sure to put a few drops of oil on the front bushing of the water pump. Carry a squirt can of oil for this purpose and keep it handy. Lubricate this bushing every 50 to 100 miles. Also, turn in the grease cup on the water pump (take extra water pump packing along too). On occasion, turn in the grease cup on the distributor and put a drop of oil in the generator oil cups & starter oil cup. Lubricate the chassis, including shackles, spring bolts, tie rod ends, drag link ends, king pins and steering box. Consult your shop manual for a complete lubrication chart for your car. In addition, check tire pressure and tire condition and also check the spare tire(s).

Mechanical brake vehicles (prior to 1936) should have a brake adjustment to insure optimum performance. This should be done by a qualified mechanic as it is vital to have the brake system operating properly.

Tune up the engine. Check the point gap and adjust the ignition points as necessary. Check the spark plug gap and condition of the plugs. Set the timing and carburetor idle mixture. Check & adjust the engine valves. Out of adjustment valves can cause poor operation and damage to the valve system. Check for non operating light bulbs – headlights, tail lights, turn signals, dash lights, etc. Bulbs may be in good condition but corrosion has prevented good contact, thus causing the bulb to malfunction.

Check your wiper motor and wiper blades to be sure they are functional and effective. Many early cars with vacuum wiper motors are less than wonderful when it comes to seeing clearly with windshield wipers. Rain-x is a great temporary substitute and will help your vision in an unexpected downpour. Other alternatives would include changing your wiper motor to an electric (when available) or having your vacuum motor rebuilt.

Spare parts are very important for cars going on long tours. Make up a small box of new or good used spare parts to include: Ignition parts – coil, spark plugs & wires, points, condenser, rotor & distributor cap. Carry spare wheel bearings (one inner and one outer front and one rear) and wheel bearing grease, even consider a spare rear axle on early cars. Cleaning supplies like window cleaner, Rain-x, car washing supplies, paper or cloth towels and hand cleaner will come in handy.

Take a selection of tools whenever you drive your old car. If you have multiple cars, it is recommended that you have a permanent set for each of your old cars. However, transferring tools between cars is also an option. Screwdrivers, wrenches, sockets, electrical test light, silicone gasket sealer, bearing grease, duct tape, electrical tape, electrical fittings and crimping tool will be helpful if there is a breakdown on the road.

A good jack is necessary. Original style early jacks are not the best for safety and reliability as they are small and unstable. If you find yourself having to jack up your car to change a tire on a hill, a good, stable jack will make a huge difference in safety. Consider switching to a modern Chevy pickup scissors jack (from a 2004-2009 1/2 ton model). These jacks are relatively inexpensive when found at a wrecking yard. They are compact, heavy duty and very stable. Quick and easy to use, they are much safer than original style jacks. If you have room, a battery operated air compressor is nice. If not, a can of "fix-a-flat" will work in an emergency situation.

TAPPET CLATTER CLASSIFIEDS

Ads will be posted for a minimum of three months (longer on a space-available basis). Please notify the Tappet Clatter Editor at tappetclatter@outlook.com when your listing no longer needs to be published.

WANTED

Passenger side Visor Bracket for **1936 Chevy**. Please contact Tom Taricco at (425) 503-1360 or tom@taricco.net.

1947-1954 Chevrolet Truck (3600) parts. Engine in good condition or rebuild, seat frame and other miscellaneous parts. Contact rluche@yahoo.com if you have access to parts from this era.

FOR SALE

A brand new, exact Repro of a Delco 559 (aka 558 "wet" from factory) **tar-top battery** from Antique Auto Battery (still in original box). This battery was the factory-installed battery in many V-8 Chevys and other GM Marques. It is **100% correct for 1966**. For 1963-65, it is as close as **is** available. Sold dry. Kent Sullivan (kentsu@corvairkid.com)

Red 1973 Corvette that I am selling for a friend. New paint, new exhaust, new radiator, tires are good, 350 ci with a 4-speed transmission, new battery... runs great, looks sharp. have pictures I can email to you. Asking \$16,000. John Ziegler at jtziggy@q.com

1955 Chevrolet Delray. The car was purchased (original owner) new and has been in dry storage since the 1970's. The owner is moving to an assisted living facility and cannot store it. The car is currently in Bothell. I have limited information at time of posting but do have contact information. Jim Seiber in behalf of Brooks Whitehead



FREE transmission for a 1930, 1931, 1949 and 1957. Dick Olson (rolson82@comcast.net)

51-52 hardtop **tinted 2-piece windshield.** Asking \$50 or OBO. Contact Duane Rice

Multiple Parts: Used **Fitz visor** —asking \$200; two stainless Tudor NOS rear **fender gravel guards** (left & right) - asking \$300; 1950 Chev **grill piece** with letters NOS—asking \$150. Contact Greg Nowak, VCCA #58936

HELP WANTED

Request for referrals on body restoration work. My 1980 Chevy truck needs to be painted. They can contact my email, markshaw10.4@live.com. Thanks. Mark Shaw.




“It’s time to get the ol’ Chevy out and ready for touring”

CLUB STORE NEWS

The Club Store features Puget Sound Region and National branded products. We have in stock decals and jacket patches, lapel pins and hats. We have a few National name badges, lapel pins, large decals, and license plate frames. All members will receive a free 2-inch decal to go on the inside window of their vintage Chevrolet. I will be giving them out at meetings and tours that I am able to attend.

A special for the month of April (no fooling) is our baseball hat with logo regularly priced at \$12 for a special price of \$10; I will have them available at the meeting and Short & Sweet Tour to Issaquah Fish Hatchery. If you want one you can email me or call and I will save one for you at the sale price. Your storekeeper, Don Comstock (253) 863-0420 or chevyguy2@centurylink.net



AT-A-GLANCE REFERENCES

Below are websites frequently visited by our club members:

GM Heritage Archive

The GM Heritage Archive has trained researchers available to assist with your research, whether the endeavor is of an enthusiast, academic or commercial nature. Request should be sent via email to gmhc@gm.com. The email should outline your information or visual media need and the intended use. For commercial endeavors, fees may apply.

Web: <https://www.gm.com> > heritage > archive

Vintage Chevrolet Club of America - VCCA (National)

Roger James - President

Email: rogermj@usfamily.net

Web: <https://www.vcca.org>

Vintage Chevrolet Club of America - VCCA (District 3 Clubs)

Gary Rogers - Director VCCA District 3

Email: chevy6472@aol.com

Web: <http://www.ncrvcca.weebly.com>

Puget Sound Region

Bob Stamnes—Director PSR-VCCA

Email: rstamnes@yahoo.com

Web: <http://www.psrvcca.weebly.com>

Mt. Rainer Region

None

North Cascade Region

Web: <http://www.ncrvcca.weebly.com/>

Columbia River Region

Web: <http://www.vccacolumbiariverregion.org/>

Willamette Valley Region

Web: <http://www.wvrcca.org/>

Miscellaneous

Gas stations with gas without ethanol

Web: <http://www.pure-gas.org/>